



# Randall County Treasurer Report

April 2021

Cash and Investments

Commissioners Court May 25, 2021

Randall County Treasurer

Angie Parker

All investments are in compliance with both the Public Funds Investment Act and the Randall County Investment Policy. The investment strategy is passive, which maintains a liquid cash flow and safety of the investment as priorities.

Respectfully submitted by

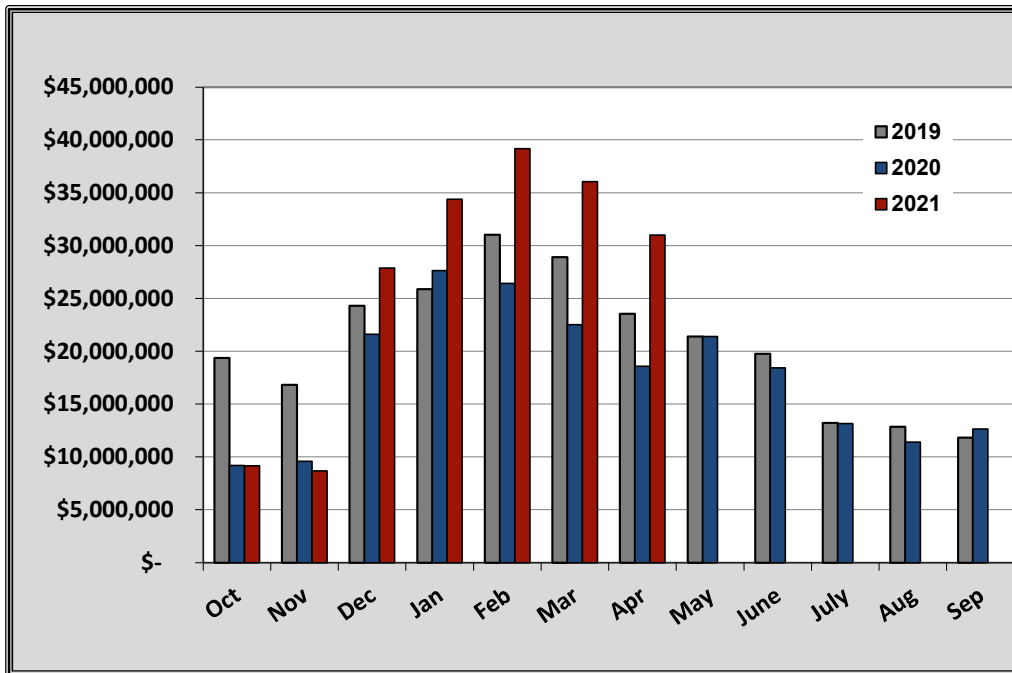
*Angie Parker*

---



## Amarillo National Bank Clearing Account

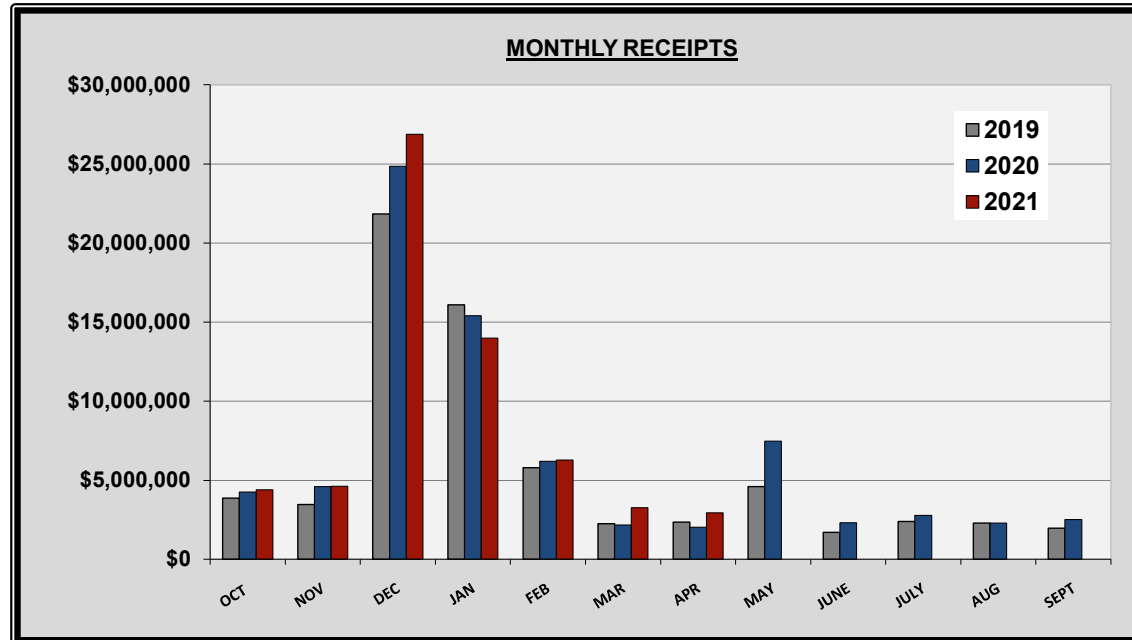
	Opening	Deposits	Withdrawals	Closing	Interest
Oct 2020	12,641,908	4,682,962	8,156,935	9,167,935	2,031
Nov 2020	9,167,935	4,651,816	5,152,286	8,667,464	1,568
Dec 2020	8,667,464	25,142,805	5,951,236	27,859,034	2,558
Jan 2021	27,859,034	12,809,136	6,278,897	34,389,273	4,978
Feb 2021	34,389,273	10,232,709	5,458,209	39,163,773	6,013
Mar 2021	39,163,773	3,107,118	6,215,966	36,054,925	6,750
Apr 2021	36,054,925	3,023,753	8,075,732	31,002,946	5,574
May 2021					
June 2021					
July 2021					
Aug 2021					
Sep 2021					





# CASH RECEIPTS FOR 2020 - 2021

MONTH	AD VALOREM TAX	TAX OFFICE (OTHER)	ASSISTANCE DISTRICT 1	OTHER STATE REV	COUNTY CLERK	DISTRICT CLERK	JP #1	JP #4	SHERIFF	DISTRICT ATTORNEY	YOUTH CENTER	JUVENILE PROBATION	OTHER RECEIPTS	MONTHLY RECEIPT TOTAL
OCT 2020	2,042,095	129,981	98,221	215,527	182,992	117,141	54,628	41,032	547,734	14,626	327,341	149,499	476,375	4,397,191
NOV 2020	2,817,486	120,811	116,313	328,448	162,504	86,372	47,453	38,691	573,711	10,280	33,963	148,570	140,616	4,625,218
DEC 2020	24,317,989	171,437	103,404	49,789	185,297	115,254	54,195	43,811	571,810	4,161	620,354	149,021	491,953	26,878,475
JAN 2021	11,813,588	521,345	110,909	95,181	161,746	122,406	49,295	46,908	227,260	170,664	312,262	148,943	215,673	13,996,179
FEB 2021	4,563,874	134,573	136,967	70,065	144,763	95,332	65,422	42,119	570,684	5,501	321,678	8,578	116,911	6,276,468
MAR 2021	565,551	236,933	113,248	87,888	219,833	190,681	133,068	102,103	590,831	14,135	331,670	291,333	399,371	3,276,643
APR 2021	223,631	205,315	107,673	446,153	195,841	151,662	84,374	57,036	834,371	22,129	326,214	150,925	138,078	2,943,402
MAY 2021														-
JUNE 2021														-
JULY 2021														-
AUG 2021														-
SEPT 2021														-
<b>TOTAL</b>	<b>46,344,213</b>	<b>1,520,393</b>	<b>786,735</b>	<b>1,293,051</b>	<b>1,252,975</b>	<b>878,848</b>	<b>488,435</b>	<b>371,700</b>	<b>3,916,400</b>	<b>241,497</b>	<b>2,273,482</b>	<b>1,046,870</b>	<b>1,978,977</b>	<b>62,393,575</b>



Source: Receipt Report Net Data



## CASH BALANCES BY FUND FOR APRIL 2021

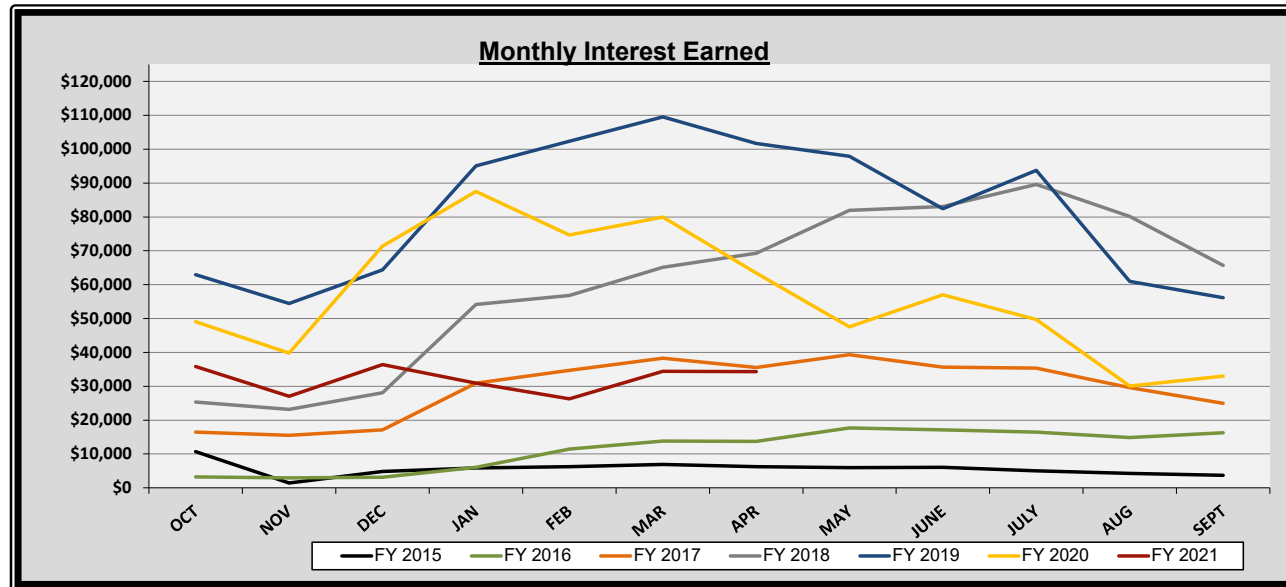
Fund	Clearing Account	Texas Class	Multi-Bank Securities	TexPool	Total
General	\$ 19,287,744	\$ 3,711,708	\$ 15,775,572	\$ 114,949	\$ 38,889,972
Juvenile Probation General	\$ 1,768,079		\$ 500,000		\$ 2,268,079
JP Security	\$ 36,677				\$ 36,677
County Clerk Technology	\$ 8,926				\$ 8,926
County Clerk Preservation	\$ 17,562				\$ 17,562
Sheriff Forfeiture	\$ 5,750				\$ 5,750
ARRA/CARES Act Grant Funds	\$ 370,136				\$ 370,136
District Clerk Technology	\$ 4,894				\$ 4,894
District Clerk Preservation	\$ 59,408		\$ 50,000		\$ 109,408
Law Library	\$ 95,658		\$ 100,000		\$ 195,658
Juvenile Probation	\$ 907,641			\$ -	\$ 907,641
Court Cost	\$ 300,004				\$ 300,004
Cafeteria Plan	\$ 10,467				\$ 10,467
Health Care	\$ 884,139		\$ 1,850,000		\$ 2,734,139
Tax Assessor/Collector Motor Veh. Inv Tax	\$ (1,586)				\$ (1,586)
District Clerk Archive	\$ 90,318				\$ 90,318
Debt Service	\$ 3,754,892				\$ 3,754,892
Courthouse & Justice Center Security	\$ 101,068				\$ 101,068
County Records Management	\$ 1,804				\$ 1,804
County Clerks Records Mgmt	\$ 307,864		\$ 200,000		\$ 507,864
JP #1 Technology	\$ 27,227				\$ 27,227
JP #4 Technology	\$ 18,596				\$ 18,596
Election	\$ 63,966				\$ 63,966
District Clerk Records Mgmt	\$ 68,020				\$ 68,020
County Clerk Archive	\$ 237,221		\$ 100,000		\$ 337,221
District Clerk - AGC IV-E	\$ 32,021				\$ 32,021
Radio Communications System	\$ 240,508		\$ 1,000,000		\$ 1,240,508
Juvenile Center Improvement	\$ 134,023				\$ 134,023
Youth Center of the High Plains Operations	\$ 638,952				\$ 638,952
CDA - Check Collection/Disbursement	\$ 12,835				\$ 12,835
CDA - State Deposits	\$ (6,667)				\$ (6,667)
CDA - Forfeiture	\$ 74,696				\$ 74,696
CDA - Seizure	\$ 474,091				\$ 474,091
Pre-Trial Diversion Program	\$ 56,836				\$ 56,836
Jail Commissary	\$ 236,344		\$ 200,000		\$ 436,344
Youth Activities	\$ 40,002				\$ 40,002
	\$ 30,360,114	\$ 3,711,708	\$ 19,775,572	\$ 114,949	\$ 53,962,343

Source: NetData



## INTEREST REVENUE

End Month	Tex Pool		Texas Class		ANB		Multi-Bank Securities		Total Cash	Total Interest	Interest To Date
	Clearing	Interest	Clearing	Interest	Clearing	Interest	Clearing	Interest			
Oct 2019	\$ 114,049	\$ 185	\$ 2,638,269	\$ 5,490	\$ 9,175,918	\$ 18,969	\$ 14,366,000	\$ 24,462	\$ 26,294,235	\$ 49,107	\$ 49,107
Nov 2019	\$ 114,206	\$ 157	\$ 641,535	\$ 3,267	\$ 9,564,957	\$ 14,161	\$ 15,113,000	\$ 22,268	\$ 25,433,698	\$ 39,853	\$ 88,960
Dec 2019	\$ 114,363	\$ 157	\$ 5,642,826	\$ 1,291	\$ 21,604,610	\$ 24,498	\$ 15,608,000	\$ 45,458	\$ 42,969,799	\$ 71,404	\$ 160,364
Jan 2020	\$ 114,518	\$ 155	\$ 5,651,714	\$ 8,888	\$ 27,629,503	\$ 40,154	\$ 17,351,000	\$ 38,298	\$ 50,746,734	\$ 87,494	\$ 247,858
Feb 2020	\$ 114,663	\$ 145	\$ 10,665,435	\$ 13,721	\$ 26,431,747	\$ 37,691	\$ 18,594,000	\$ 23,072	\$ 55,805,844	\$ 74,629	\$ 322,487
Mar 2020	\$ 114,760	\$ 98	\$ 10,678,693	\$ 13,258	\$ 22,518,907	\$ 35,386	\$ 19,095,000	\$ 31,239	\$ 52,407,360	\$ 79,981	\$ 402,469
Apr 2020	\$ 114,803	\$ 43	\$ 10,688,321	\$ 9,628	\$ 18,566,445	\$ 20,300	\$ 20,041,000	\$ 33,449	\$ 49,410,569	\$ 63,419	\$ 465,888
May 2020	\$ 114,829	\$ 26	\$ 10,695,178	\$ 6,857	\$ 21,381,579	\$ 13,692	\$ 20,046,000	\$ 26,954	\$ 52,237,586	\$ 47,529	\$ 513,418
June 2020	\$ 114,850	\$ 20	\$ 10,700,350	\$ 5,172	\$ 18,432,012	\$ 10,719	\$ 20,550,000	\$ 41,061	\$ 49,797,212	\$ 56,972	\$ 570,390
July 2020	\$ 114,870	\$ 20	\$ 10,704,472	\$ 4,121	\$ 13,164,071	\$ 7,190	\$ 19,562,000	\$ 38,387	\$ 43,545,413	\$ 49,719	\$ 620,109
Aug 2020	\$ 114,887	\$ 17	\$ 10,707,361	\$ 2,889	\$ 11,382,623	\$ 3,782	\$ 19,769,000	\$ 23,416	\$ 41,973,871	\$ 30,105	\$ 650,213
Sep 2020	\$ 114,901	\$ 14	\$ 3,708,948	\$ 1,587	\$ 12,641,908	\$ 2,437	\$ 18,072,000	\$ 28,985	\$ 34,537,757	\$ 33,022	\$ 683,236
Oct 2020	\$ 114,914	\$ 13	\$ 3,709,504	\$ 556	\$ 9,167,935	\$ 2,031	\$ 17,329,000	\$ 33,232	\$ 30,321,353	\$ 35,832	\$ 35,832
Nov 2020	\$ 114,926	\$ 12	\$ 3,709,956	\$ 452	\$ 8,667,464	\$ 1,568	\$ 17,329,000	\$ 24,990	\$ 29,821,346	\$ 27,022	\$ 62,854
Dec 2020	\$ 114,935	\$ 9	\$ 3,710,395	\$ 439	\$ 27,859,034	\$ 2,558	\$ 17,328,000	\$ 33,363	\$ 49,012,363	\$ 36,368	\$ 99,222
Jan 2021	\$ 114,942	\$ 8	\$ 3,710,810	\$ 415	\$ 34,389,273	\$ 4,978	\$ 17,332,000	\$ 25,509	\$ 55,547,025	\$ 30,909	\$ 130,132
Feb 2021	\$ 114,946	\$ 4	\$ 3,711,120	\$ 310	\$ 39,163,773	\$ 6,013	\$ 17,585,000	\$ 19,927	\$ 60,574,839	\$ 26,254	\$ 156,386
Mar 2021	\$ 114,948	\$ 2	\$ 3,711,451	\$ 331	\$ 36,054,925	\$ 6,750	\$ 18,766,000	\$ 27,371	\$ 58,647,324	\$ 34,454	\$ 190,840
Apr 2021	\$ 114,949	\$ 1	\$ 3,711,708	\$ 256	\$ 31,002,946	\$ 5,574	\$ 19,769,000	\$ 28,475	\$ 54,598,602	\$ 34,307	\$ 225,146
May 2021											
June 2021											
July 2021											
Aug 2021											
Sep 2021											



Source: Tex Pool, Amarillo National Bank, Texas Class & Multi-Bank Securities



## CASH OVERVIEW

Purchase Date	Security	Coupon or Avg Rate	Maturity Date	Yield	Par	Price	Days to Maturity	Beginning Book	Beginning Market	Ending Book	Ending Market	Period Earnings	Est. Annual Income
<b>Bank Checking Accounts</b>													
	ANB Clearing Acct	0		0.22%	\$ 31,002,946	\$100		\$36,054,925	\$36,054,925	\$ 31,002,946	\$ 31,002,946	\$ 5,574	\$50,000
<b>Certificates of Deposit</b>													
4/11/2018	Wells Fargo Bank	100	4/12/2021	2.75%	\$ 248,000	\$100		\$ 248,000	\$ 248,223	\$ -	\$ -	\$ 598	\$ 6,820
1/21/2020	Pinnacle Bank	100	4/21/2021	1.70%	\$ 247,000	\$100		\$ 247,000	\$ 247,237	\$ -	\$ -	\$ 1,035	\$ 4,199
5/9/2018	ConnectOne Bank	100	5/10/2021	2.85%	\$ 248,000	\$100	10	\$ 248,000	\$ 248,771	\$ 248,000	\$ 248,196	\$ 600	\$ 7,068
5/15/2019	University of Iowa	100	5/14/2021	2.50%	\$ 248,000	\$100	14	\$ 248,000	\$ 248,742	\$ 248,000	\$ 248,238	\$ 527	\$ 6,200
5/30/2018	UBS Bank Salt Lake	100	6/1/2021	2.85%	\$ 248,000	\$100	32	\$ 248,000	\$ 249,176	\$ 248,000	\$ 248,625	\$ 600	\$ 7,068
6/17/2019	Synovus Bank	100	6/17/2021	2.40%	\$ 247,000	\$100	48	\$ 247,000	\$ 248,257	\$ 247,000	\$ 247,783	\$	\$ 5,928
12/21/2018	Keesler Federal CU	100	6/21/2021	3.15%	\$ 248,000	\$100	52	\$ 248,000	\$ 249,729	\$ 248,000	\$ 249,099	\$ 663	\$ 7,812
7/10/2018	American Express Natl Bank	100	7/12/2021	3.00%	\$ 248,000	\$100	73	\$ 248,000	\$ 250,093	\$ 248,000	\$ 249,498	\$	\$ 7,440
7/13/2018	BMW Bank North America	100	7/13/2021	3.00%	\$ 248,000	\$100	74	\$ 248,000	\$ 250,113	\$ 248,000	\$ 249,520	\$	\$ 7,440
8/22/2018	US Alliance Federal CU	100	8/20/2021	3.00%	\$ 248,000	\$100	112	\$ 248,000	\$ 250,862	\$ 248,000	\$ 250,274	\$ 632	\$ 7,440
9/6/2019	Main Street Bingham Farms	100	9/7/2021	1.65%	\$ 249,000	\$100	130	\$ 249,000	\$ 250,733	\$ 249,000	\$ 250,419	\$ 349	\$ 4,109
11/6/2019	Farmer's State Bank	100	12/6/2021	1.60%	\$ 249,000	\$100	220	\$ 249,000	\$ 251,624	\$ 249,000	\$ 251,333	\$ 338	\$ 3,984
12/10/2019	Metro Cr Union	100	12/10/2021	1.70%	\$ 249,000	\$100	224	\$ 249,000	\$ 251,839	\$ 249,000	\$ 251,530	\$ 360	\$ 4,233
12/28/2018	Bar Harbor Bank & Trust	100	12/28/2021	3.00%	\$ 248,000	\$100	242	\$ 248,000	\$ 253,426	\$ 248,000	\$ 252,866	\$ 632	\$ 7,440
1/18/2019	Summit Community Bank	100	1/18/2022	2.75%	\$ 248,000	\$100	263	\$ 248,000	\$ 253,322	\$ 248,000	\$ 252,841	\$ 579	\$ 6,820
2/1/2019	Main Street Bank Corp	100	2/1/2022	2.95%	\$ 245,000	\$100	277	\$ 245,000	\$ 250,895	\$ 245,000	\$ 250,388	\$	\$ 7,228
3/13/2020	Cathay Bank	100	3/14/2022	1.15%	\$ 248,000	\$100	318	\$ 248,000	\$ 250,544	\$ 248,000	\$ 250,391	\$	\$ 2,852
3/22/2019	Medallion Bank	100	3/22/2022	2.70%	\$ 249,000	\$100	326	\$ 249,000	\$ 255,357	\$ 249,000	\$ 254,879	\$ 571	\$ 6,723
9/27/2019	Preferred Bk LA	100	3/28/2022	1.70%	\$ 249,000	\$100	332	\$ 249,000	\$ 252,984	\$ 249,000	\$ 252,713	\$ 360	\$ 4,233
4/10/2019	Goldman Sachs Bank	100	4/11/2022	2.60%	\$ 248,000	\$100	346	\$ 248,000	\$ 254,403	\$ 248,000	\$ 253,987	\$ 3,215	\$ 6,448
4/11/2019	Morgan Stanley Private Bank	100	4/11/2022	2.60%	\$ 248,000	\$100	346	\$ 248,000	\$ 254,403	\$ 248,000	\$ 253,987	\$ 3,215	\$ 6,448
4/18/2020	Berkshire Bank	100	4/21/2022	1.25%	\$ 199,000	\$100	356	\$ 199,000	\$ 201,432	\$ 199,000	\$ 201,292	\$ 1,240	\$ 2,488
4/28/2020	Security Bank	100	4/28/2022	0.80%	\$ 249,000	\$100	363	\$ 249,000	\$ 250,887	\$ 249,000	\$ 250,775	\$ 169	\$ 1,992
4/30/2020	Evergreen Bank Group	100	4/29/2022	0.80%	\$ 249,000	\$100	364	\$ 249,000	\$ 250,892	\$ 249,000	\$ 250,783	\$ 169	\$ 1,992
5/17/2019	TIAA FSB	100	5/17/2022	2.50%	\$ 247,000	\$100	382	\$ 247,000	\$ 253,699	\$ 247,000	\$ 253,237	\$	\$ 6,175
11/27/2019	Direct Fed Cr Union	100	5/27/2022	1.75%	\$ 249,000	\$100	392	\$ 249,000	\$ 253,751	\$ 249,000	\$ 253,445	\$ 370	\$ 4,358
6/5/2019	Cross River Bank	100	6/6/2022	2.40%	\$ 247,000	\$100	402	\$ 247,000	\$ 253,723	\$ 247,000	\$ 253,286	\$	\$ 5,928
12/11/2019	R.I.A. Fed Cr Union	100	6/13/2022	1.70%	\$ 249,000	\$100	409	\$ 249,000	\$ 253,776	\$ 249,000	\$ 253,480	\$ 360	\$ 4,233
6/14/2019	Horicon Bank	100	6/14/2022	2.40%	\$ 247,000	\$100	410	\$ 247,000	\$ 253,844	\$ 247,000	\$ 253,407	\$	\$ 5,928
6/19/2019	Capital One Bank	100	6/20/2022	2.35%	\$ 247,000	\$100	416	\$ 247,000	\$ 253,785	\$ 247,000	\$ 253,360	\$	\$ 5,805
6/19/2019	Capital One, Nat'l Assoc	100	6/20/2022	2.35%	\$ 247,000	\$100	416	\$ 247,000	\$ 253,785	\$ 247,000	\$ 253,360	\$	\$ 5,805
10/28/2019	SB One Bank	100	6/28/2022	1.75%	\$ 247,000	\$100	424	\$ 247,000	\$ 252,056	\$ 247,000	\$ 251,789	\$ 2,155	\$ 4,323
7/17/2019	Belmont Bank & Trust	100	7/18/2022	2.00%	\$ 249,000	\$100	444	\$ 249,000	\$ 255,110	\$ 249,000	\$ 254,757	\$ 423	\$ 4,980
7/26/2019	First Nat'l Bank	100	7/26/2022	2.00%	\$ 249,000	\$100	452	\$ 249,000	\$ 255,210	\$ 249,000	\$ 254,859	\$ 423	\$ 4,980
8/7/2019	Encore Bank	100	8/8/2022	2.00%	\$ 249,000	\$100	465	\$ 249,000	\$ 255,357	\$ 249,000	\$ 255,008	\$ 423	\$ 4,980
2/12/2020	EagleBank	100	8/12/2022	1.60%	\$ 249,000	\$100	469	\$ 249,000	\$ 254,047	\$ 249,000	\$ 253,781	\$ 338	\$ 3,984
2/21/2020	KS Bank, Inc.	100	8/22/2022	1.55%	\$ 249,000	\$100	479	\$ 249,000	\$ 253,970	\$ 249,000	\$ 253,716	\$ 328	\$ 3,860
8/23/2019	CIT Bank Nat'l Assoc	100	8/23/2022	1.95%	\$ 247,000	\$100	480	\$ 247,000	\$ 253,343	\$ 247,000	\$ 253,007	\$	\$ 4,817
8/23/2019	Raymond James Bank	100	8/23/2022	1.90%	\$ 247,000	\$100	480	\$ 247,000	\$ 253,168	\$ 247,000	\$ 252,844	\$	\$ 4,693
3/25/2020	Valley Strong CU	100	9/26/2022	1.00%	\$ 249,000	\$100	514	\$ 249,000	\$ 252,244	\$ 249,000	\$ 252,110	\$ 211	\$ 2,490
9/30/2019	Bankers Bank West	100	9/30/2022	1.70%	\$ 249,000	\$100	518	\$ 249,000	\$ 254,879	\$ 249,000	\$ 254,598	\$ 360	\$ 4,233
10/31/2019	First Nat'l Bank Amer East	100	10/31/2022	1.60%	\$ 249,000	\$100	549	\$ 249,000	\$ 254,789	\$ 249,000	\$ 254,543	\$ 327	\$ 3,984
11/8/2019	Live Oak Banking Co	100	11/8/2022	1.70%	\$ 249,000	\$100	557	\$ 249,000	\$ 255,262	\$ 249,000	\$ 254,988	\$ 360	\$ 4,233
11/13/2019	The Bryn Mawr Trust Co	100	11/14/2022	1.60%	\$ 248,000	\$100	563	\$ 248,000	\$ 253,895	\$ 248,000	\$ 253,642	\$	\$ 3,968
11/22/2019	Lafayette Fed Cr Union	100	11/22/2022	1.70%	\$ 249,000	\$100	571	\$ 249,000	\$ 255,404	\$ 249,000	\$ 255,130	\$ 360	\$ 4,233
12/2/2019	Marlin Business Bank	100	12/2/2022	1.60%	\$ 249,000	\$100	581	\$ 249,000	\$ 255,088	\$ 249,000	\$ 254,837	\$ 338	\$ 3,984
12/30/2019	Virginia Partners Bank	100	12/30/2022	1.70%	\$ 249,000	\$100	609	\$ 249,000	\$ 255,783	\$ 249,000	\$ 255,516	\$ 359	\$ 4,233
12/30/2019	Wells Fargo National Bank West	100	12/30/2022	1.85%	\$ 249,000	\$100	609	\$ 249,000	\$ 256,435	\$ 249,000	\$ 256,139	\$ 391	\$ 4,607
2/7/2020	Alma Bank	100	2/7/2023	1.60%	\$ 249,000	\$100	648	\$ 249,000	\$ 255,688	\$ 249,000	\$ 255,447	\$ 338	\$ 3,984

2/21/2020	ServisFirst Bank	100	2/21/2023	1.60%	\$ 249,000	\$100	662	\$ 249,000	\$ 255,815	\$ 249,000	\$ 255,576	\$ 338	\$ 3,984
3/25/2020	GNB Bank	100	3/24/2023	0.85%	\$ 249,000	\$100	693	\$ 249,000	\$ 251,672	\$ 249,000	\$ 251,622	\$ 148	\$ 1,868
3/30/2020	CenterState Bank	100	3/30/2023	0.90%	\$ 248,000	\$100	699	\$ 248,000	\$ 251,690	\$ 248,000	\$ 251,601		\$ 2,232
4/2/2020	Bank of New England	100	4/3/2023	0.85%	\$ 249,000	\$100	703	\$ 249,000	\$ 252,449	\$ 249,000	\$ 252,374	\$ 180	\$ 2,117
4/2/2020	Discover Bank	100	4/3/2023	1.45%	\$ 248,000	\$100	703	\$ 248,000	\$ 254,416	\$ 248,000	\$ 254,245	\$ 1,793	\$ 3,596
4/15/2020	Midwest Community Bank	100	4/14/2023	1.20%	\$ 249,000	\$100	714	\$ 249,000	\$ 254,256	\$ 249,000	\$ 254,127	\$ 254	\$ 2,988
4/17/2020	Nicolet National Bank	100	4/17/2023	1.20%	\$ 249,000	\$100	717	\$ 249,000	\$ 254,264	\$ 249,000	\$ 254,139	\$ 254	\$ 2,988
4/24/2020	Synchrony Bank	100	4/24/2023	1.10%	\$ 248,000	\$100	724	\$ 248,000	\$ 252,764	\$ 248,000	\$ 252,690	\$ 1,360	\$ 2,728
5/13/2020	Bank of Wisconsin Dells	100	5/15/2023	0.60%	\$ 249,000	\$100	745	\$ 249,000	\$ 251,231	\$ 249,000	\$ 251,266	\$ 127	\$ 1,494
7/15/2020	Sallie Mae Bank	100	7/17/2023	0.35%	\$ 249,000	\$100	808	\$ 249,000	\$ 249,829	\$ 249,000	\$ 250,001		\$ 872
12/11/2020	New York Community Bank	100	12/11/2023	0.30%	\$ 249,000	\$100	955	\$ 249,000	\$ 249,212	\$ 249,000	\$ 249,635		\$ 747
1/29/2021	Community West Bank NA	100	1/29/2024	0.25%	\$ 249,000	\$100	1004	\$ 249,000	\$ 248,721	\$ 249,000	\$ 249,247	\$ 56	\$ 623
2/12/2021	Hanmi Bank	100	2/12/2024	0.20%	\$ 249,000	\$100	1018	\$ 249,000	\$ 248,320	\$ 249,000	\$ 248,883	\$ 42	\$ 498
2/11/2021	Industrial & Comrl Bk of China	100	2/12/2024	0.25%	\$ 249,000	\$100	1018	\$ 249,000	\$ 248,676	\$ 249,000	\$ 249,229		\$ 623
2/26/2021	BLC Community Bank	100	2/26/2024	0.25%	\$ 249,000	\$100	1032	\$ 249,000	\$ 248,627	\$ 249,000	\$ 249,179	\$ 53	\$ 623
3/5/2021	BankUnited Nat'l Assoc.	100	3/5/2024	0.25%	\$ 249,000	\$100	1040	\$ 249,000	\$ 248,602	\$ 249,000	\$ 249,055		\$ 623
3/31/2021	American National Bank-Fox Citie	100	3/28/2024	0.30%	\$ 249,000	\$100	1063	\$ 249,000	\$ 248,890	\$ 249,000	\$ 249,120	\$ 61	\$ 747
3/29/2021	The First Bank of Greenwich	100	3/28/2024	0.30%	\$ 249,000	\$100	1063	\$ 249,000	\$ 248,890	\$ 249,000	\$ 249,112		\$ 747
3/26/2021	Dundee Bank	100	3/29/2024	0.25%	\$ 175,000	\$100	1064	\$ 175,000	\$ 174,661	\$ 175,000	\$ 175,114	\$ 37	\$ 438
3/30/2021	Old Missouri Bank	100	3/29/2024	0.25%	\$ 249,000	\$100	1064	\$ 249,000	\$ 248,517	\$ 249,000	\$ 249,162	\$ 53	\$ 623
4/16/2021	Leader Bank Nat'l Assoc	100	4/16/2024	0.35%	\$ 249,000	\$100	1082	\$ -	\$ -	\$ 249,000	\$ 249,872		\$ 872
4/28/2021	First State Bank B&T	100	4/26/2024	0.25%	\$ 249,000	\$100	1092	\$ -	\$ -	\$ 249,000	\$ 249,120		\$ 623
Subtotal CD's								\$ 17,016,000	\$ 17,273,540	\$ 17,019,000	\$ 17,264,068	\$ 28,475	\$ 281,847
<b>Bonds &amp; Securities</b>													
6/1/2020	Tulsa Cnty Okla ISD	100	6/1/2023	1.250%	\$ 754,785	\$100	762	\$ 750,000	\$ 758,910	\$ 750,000	\$ 758,655		\$ 9,375
6/16/2020	FHLMC	100	6/16/2023	0.410%	\$ 250,000	\$100	777	\$ 250,000	\$ 250,110	\$ 250,000	\$ 250,065		\$ 1,025
6/18/2020	Beaverton, Or Special Revenue	100	6/1/2023	1.080%	\$ 250,000	\$100	762	\$ 250,000	\$ 252,475	\$ 250,000	\$ 252,410		\$ 2,718
3/15/2021	FFCB	100	3/15/2024	0.370%	\$ 500,000	\$100	1050	\$ 500,000	\$ 499,040	\$ 500,000	\$ 499,560		\$ 1,850
4/19/2021	Federal Farm Credit	100	4/5/2024	0.330%	\$ 500,000	\$100	1071	\$ -	\$ -	\$ 500,000	\$ 499,830		\$ 1,650
4/22/2021	FFCB	100	4/22/2024	0.340%	\$ 500,000	\$100	1088	\$ -	\$ -	\$ 500,000	\$ 499,360		\$ 1,700
Subtotal Bonds								\$ 1,750,000	# \$ 1,760,535	\$ 2,750,000	\$ 2,759,880	\$ -	\$ 18,318
Texpool		100		0.01%	n/a	\$100	\$1	\$ 114,948	\$ 114,948	\$ 114,949	\$ 114,949	\$ 1	\$ 150
Texas Class		100		0.08%	n/a	\$100	\$1	\$ 3,711,451	\$ 3,711,451	\$ 3,711,708	\$ 3,711,708	\$ 256	\$ 5,000
Subtotal Pools								\$ 3,826,399	\$ 3,826,399	\$ 3,826,657	\$ 3,826,657	\$ 257	\$ 5,150
<b>Totals</b>								<b>\$ 58,647,324</b>	<b>\$ 58,915,399</b>	<b>\$ 54,598,602</b>	<b>\$ 54,853,550</b>	<b>\$ 34,307</b>	<b>\$ 355,314</b>