

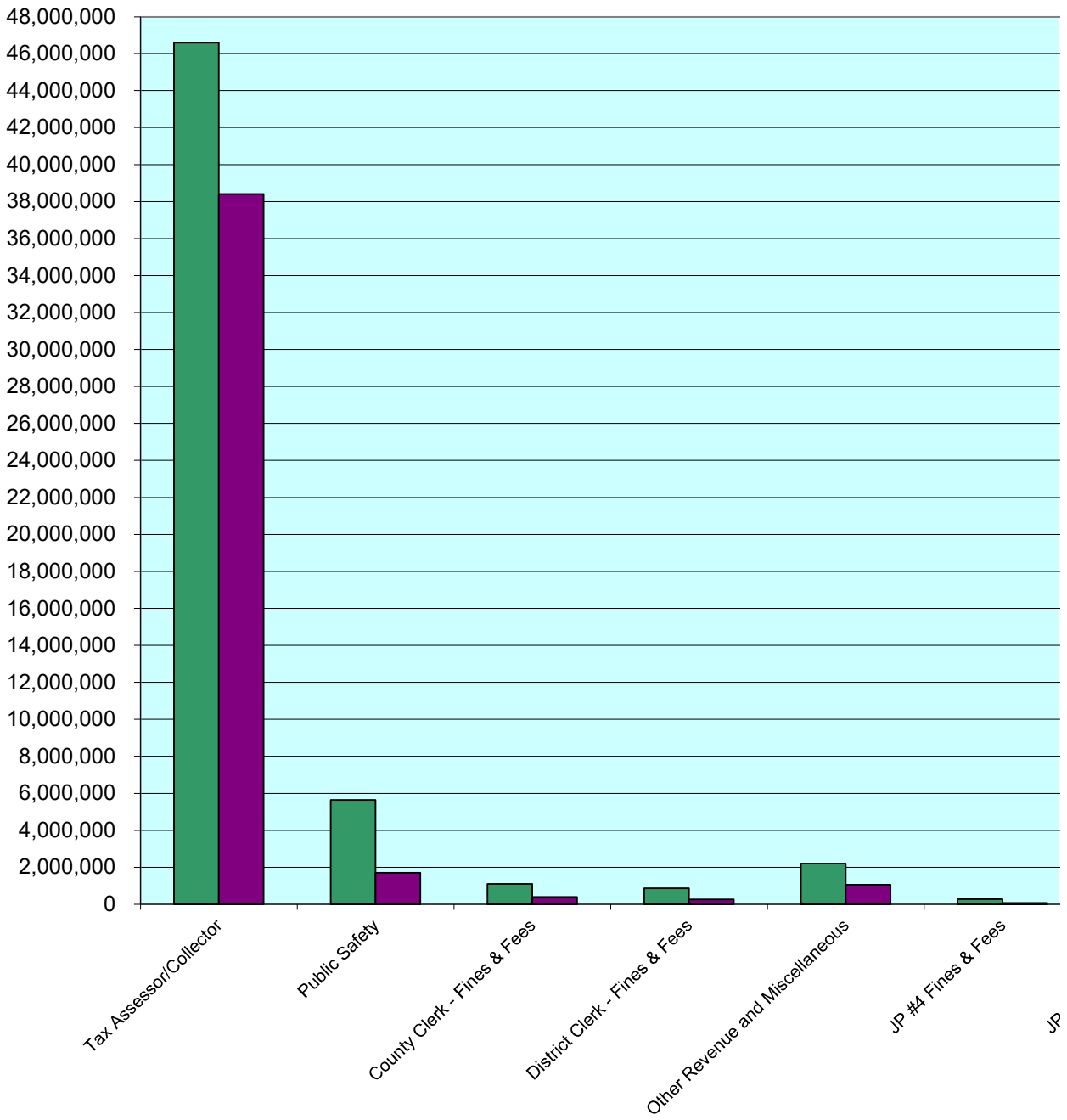
**RANDALL COUNTY TEXAS
GENERAL FUND ONLY
COMPARISON OF REVENUE & EXPENDITURES - ACTUAL TO BUDGET
FOR THE FOUR MONTHS ENDED JANUARY 31, 2021**

	FY 2021				
	AMENDED BUDGET	ACTUAL	BUDGET VS ACT'L	% OF BUDGET	
			(UNFAVORABLE) FAVORABLE	COMPLETED 33.3%	REMAINING 66.7%
REVENUE					
Tax Assessor/Collector:					
Ad Valorem Taxes	42,549,375	37,309,790	(5,239,585)	87.7%	12.3%
Fees	816,265	328,968	(487,297)	40.3%	59.7%
Sales Tax	1,425,000	0	(1,425,000)	0.0%	100.0%
Optional Registration - R&B	1,800,000	766,580	(1,033,420)	42.6%	57.4%
Voter Registration Reimb	5,000	0	(5,000)	0.0%	100.0%
Total Tax Assessor/Collector	46,595,640	38,405,338	(8,190,302)	82.4%	17.6%
JP #1 Fines & Fees	333,500	104,134	(229,366)	31.2%	68.8%
JP #4 Fines & Fees	281,000	73,925	(207,075)	26.3%	73.7%
County Clerk - Fines & Fees	1,107,255	392,426	(714,829)	35.4%	64.6%
District Clerk - Fines & Fees	858,480	259,219	(599,261)	30.2%	69.8%
Fire - Grant/Fire Marshall Fees	10,520	5	(10,515)	0.0%	100.0%
Sheriff:					
Bed Revenue	4,575,000	1,330,711	(3,244,289)	29.1%	70.9%
Dispatch	235,009	117,505	(117,505)	50.0%	50.0%
Other Fees	815,219	257,114	(558,105)	31.5%	68.5%
Total Sheriff	5,625,228	1,705,329	(3,919,899)	30.3%	69.7%
Road & Bridge - Permits & Fees	143,500	49,787	(93,713)	34.7%	65.3%
Criminal District Attorney - Reimbursements	215,275	14,908	(200,367)	6.9%	93.1%
Other Revenue and Miscellaneous	1,410,162	898,140	(512,022)	63.7%	36.3%
Earned Interest	650,000	107,334	(542,666)	16.5%	83.5%
TOTAL REVENUE	57,230,560	42,010,546	(15,220,014)	73.4%	26.6%
EXPENDITURES					
Administrative:					
Non-Departmental	2,111,764	1,235,135	876,629	58.5%	41.5%
Information Technology	1,817,812	1,029,214	788,598	56.6%	43.4%
County Clerk	433,453	118,075	315,378	27.2%	72.8%
County Commissioners	2,210,970	469,562	1,741,408	21.2%	78.8%
County Judge	250,122	46,749	203,373	18.7%	81.3%
Judicial Enforcement	259,715	75,190	184,525	29.0%	71.0%
Historical Commission	7,500	0	7,500	0.0%	100.0%
Human Resources	266,471	73,203	193,268	27.5%	72.5%
Loss Prevention	6,430	2,298	4,132	35.7%	64.3%
Total Administrative	7,364,237	3,049,425	4,314,812	41.4%	58.6%
Conservation & Environmental Protection	2,000	2,000	0	100.0%	0.0%
Elections	513,713	225,176	288,537	43.8%	56.2%
Extension Service	440,826	109,427	331,399	24.8%	75.2%
Financial:					
Tax Assessor/Collector	1,654,882	453,231	1,201,651	27.4%	72.6%
Auditor	645,632	171,930	473,702	26.6%	73.4%
Treasurer	254,771	68,845	185,926	27.0%	73.0%
Purchasing	330,148	91,943	238,205	27.8%	72.2%
Total Financial	2,885,433	785,948	2,099,485	27.2%	72.8%
Health & Welfare	257,799	58,219	199,580	22.6%	77.4%
Judicial:					
Criminal District Attorney	3,458,712	935,988	2,522,724	27.1%	72.9%
Courts-General	2,545,036	444,955	2,100,081	17.5%	82.5%
District Clerk	874,031	231,998	642,033	26.5%	73.5%
County Court-at-Law #1	562,047	150,351	411,696	26.8%	73.2%
County Court-at-Law #2	521,856	139,960	381,896	26.8%	73.2%
JP #1	285,660	78,442	207,218	27.5%	72.5%


**RANDALL COUNTY TEXAS
GENERAL FUND ONLY
COMPARISON OF REVENUE & EXPENDITURES - ACTUAL TO BUDGET
FOR THE FOUR MONTHS ENDED JANUARY 31, 2021**

	FY 2021				
	AMENDED BUDGET	ACTUAL	BUDGET VS ACT'L	% OF BUDGET	
			(UNFAVORABLE) FAVORABLE	COMPLETED 33.3%	REMAINING 66.7%
Judicial - continued:					
JP #4	291,386	78,825	212,561	27.1%	72.9%
DA IV-E CPS Grant	308,745	84,531	224,214	27.4%	72.6%
CDA Victim Asst Grant	69,626	15,884	53,742	22.8%	77.2%
DA CJD - VAWA Grant	104,868	29,184	75,684	27.8%	72.2%
Adult Probation	188,500	94,104	94,396	49.9%	50.1%
181st District Court	26,015	5,205	20,810	20.0%	80.0%
251st District Court	26,015	4,526	21,489	17.4%	82.6%
47th District Court	26,015	5,238	20,777	20.1%	79.9%
Domestic Relations Office	225,422	60,929	164,493	27.0%	73.0%
Seventh Court of Appeals	9,893	2,747	7,146	27.8%	72.2%
Bail Bond Board	3,250	0	3,250	0.0%	100.0%
Total Judicial	9,527,077	2,362,869	7,164,208	24.8%	75.2%
Public Facilities					
Facilities	1,074,894	234,623	840,271	21.8%	78.2%
Public Safety:					
Contracted Emergency Svcs & Fire Protection	449,823	144,058	305,765	32.0%	68.0%
Randall Co. Fire	2,099,893	528,827	1,571,066	25.2%	74.8%
Sheriff's Department	7,962,322	2,326,779	5,635,543	29.2%	70.8%
Sheriff - Jail	10,102,967	2,762,743	7,340,224	27.3%	72.7%
Sheriff - Medical	1,176,845	376,734	800,111	32.0%	68.0%
Sheriff - SOU	1,285,446	383,047	902,399	29.8%	70.2%
Sheriff - Mechanic	138,521	32,200	106,321	23.2%	76.8%
Department of Public Safety	69,544	19,177	50,367	27.6%	72.4%
Constable #1	81,693	24,040	57,653	29.4%	70.6%
Constable #4	89,602	23,608	65,994	26.3%	73.7%
Total Public Safety	23,456,656	6,621,212	16,835,444	28.2%	71.8%
Road & Bridge	4,246,823	866,295	3,380,528	20.4%	79.6%
Capital Expenditures:					
Information Technology	589,180	53,836	535,344	9.1%	90.9%
Commissioners' Court	50,000	0	50,000	0.0%	100.0%
Fire & Emergency Services	29,000	0	29,000	0.0%	100.0%
Randall Co. Fire	325,000	0	325,000	0.0%	100.0%
Fire Vehicles	1,253,000	33,655	1,219,345	2.7%	97.3%
Road & Bridge	715,000	508,201	206,799	71.1%	28.9%
Road & Bridge Vehicles	107,378	0	107,378	0.0%	100.0%
Leases	152,658	130,657	22,001	85.6%	14.4%
Constable #4	23,500	0	23,500	0.0%	100.0%
Sheriff Admin	162,700	0	162,700	0.0%	100.0%
Sheriff Vehicles	328,160	33,655	294,505	10.3%	89.7%
Sheriff Jail	753,100	298,655	454,445	39.7%	60.3%
Sheriff Jail Vehicles	63,533	62,063	1,470	97.7%	2.3%
Sheriff SOU	35,200	0	35,200	0.0%	100.0%
Sheriff SOU Vehicles	37,937	37,937	0	100.0%	0.0%
Building Operation	11,600	0	11,600	0.0%	100.0%
Buildings	662,866	13,358	649,508	2.0%	98.0%
Total Capital	5,299,812	1,172,016	4,127,796	22.1%	77.9%
TOTAL EXPENDITURES	55,069,270	15,487,211	39,582,059	28.1%	71.9%
REVENUE OVER (UNDER) EXPENDITURES	2,161,290	26,523,336	24,362,046	1227.2%	-1127.2%
TRANSFERS IN					
County Asst District #1	990,000	0	(990,000)	0.0%	100.0%
Unclaimed Property	1,850	0	(1,850)	0.0%	100.0%
Total Transfers In	991,850	0	(991,850)	100.0%	0.0%
TRANSFERS OUT					
Juvenile Probation Fund	2,297,729	765,910	1,531,819	33.3%	66.7%
Youth Center of the High Plains	3,198,266	1,066,089	2,132,177	33.3%	66.7%
Courths/Justice Ctr Security Fund	430,000	143,333	286,667	33.3%	66.7%
County Records Mngmt Fund	37,500	12,500	25,000	33.3%	66.7%
Total Transfers Out	5,963,495	1,987,832	3,975,663	33.3%	66.7%
NET INCREASE (DECREASE) IN FUND BALANCE	(2,810,355)	24,535,504	27,345,859		
EST. BEGINNING FUND BALANCE OCTOBER 1, 2020	17,833,791	19,243,121	1,409,330		
EST. ENDING FUND BALANCE JANUARY 31, 2021	15,023,436	43,778,625	28,755,189		

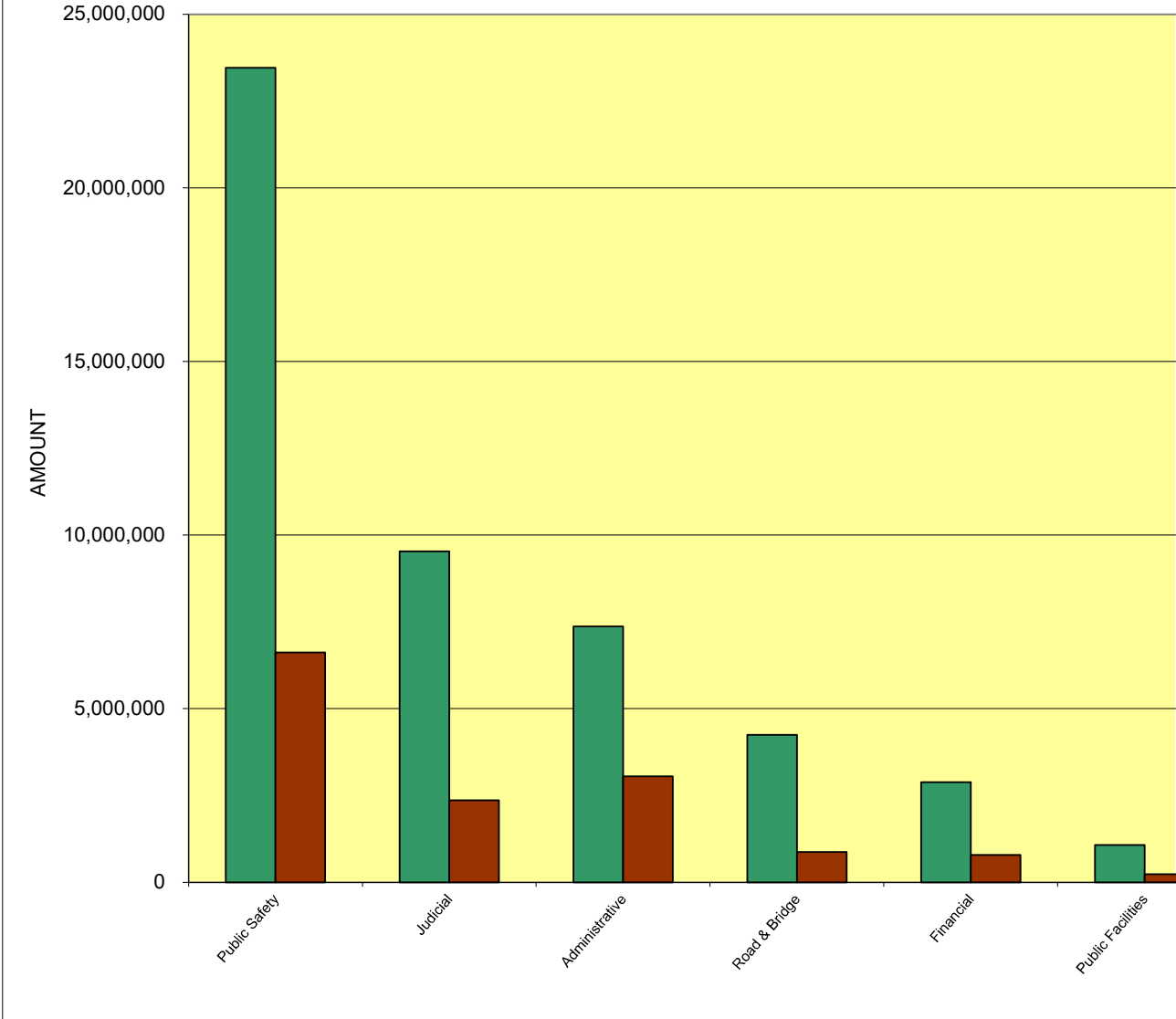
GENERAL FUND REVENUE VS BUDGET FOR JANUARY 31



, 2021



GENERAL FUND EXPENDITURES VS BUDGET FOR JANUARI



RY 31, 2021

