

Randall County Treasurer Report

August 2020

Cash and Investments

Commissioners Court September 22, 2020

Randall County Treasurer

Angie Parker

All investments are in compliance with both the Public Funds Investment Act and the Randall County Investment Policy. The investment strategy is passive, which maintains a liquid cash flow and safety of the investment as priorities.

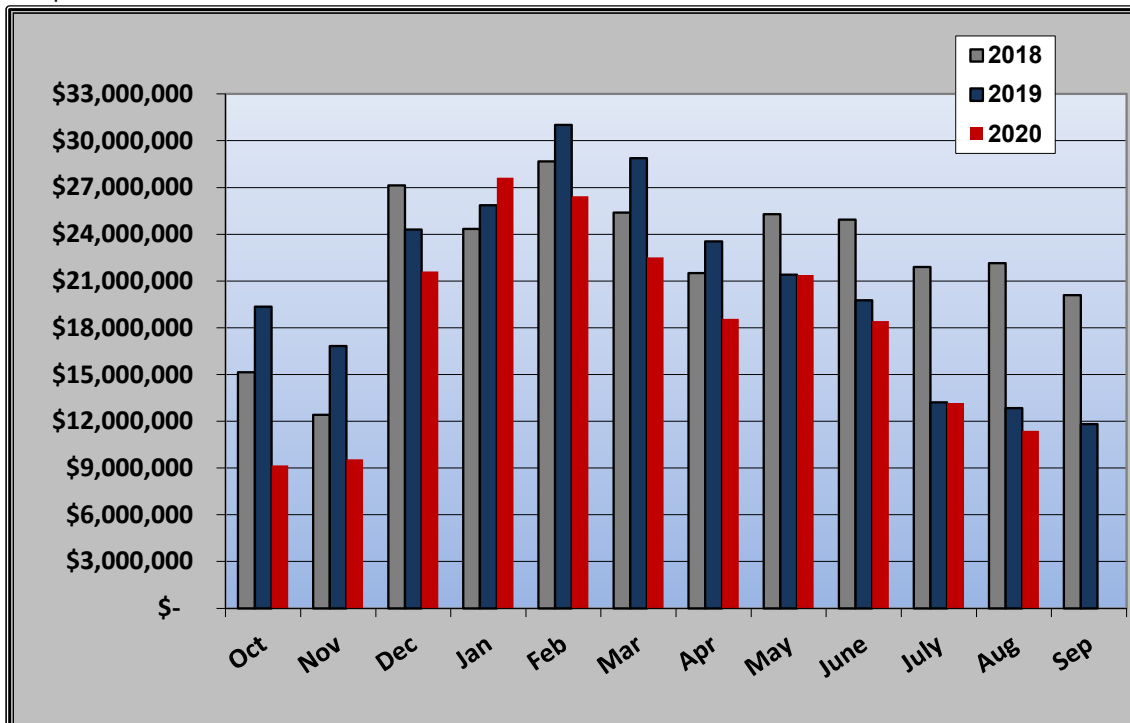
Respectfully submitted by

Angie Parker



Amarillo National Bank Clearing Account

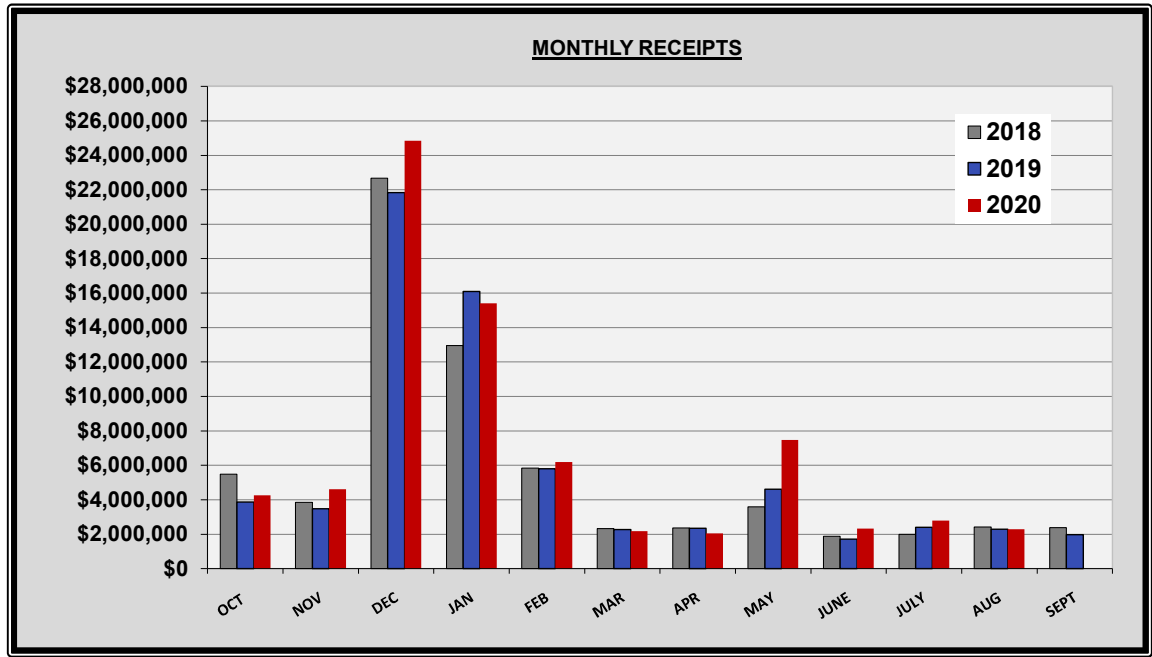
	Opening	Deposits	Withdrawals	Closing	Interest
Oct 2018	\$ 20,091,228	\$ 5,416,736	\$ 6,157,060	\$ 19,350,903	\$ 39,456
Nov 2018	\$ 19,350,903	\$ 4,527,267	\$ 7,052,198	\$ 16,825,973	\$ 34,561
Dec 2018	\$ 16,825,973	\$ 24,948,427	\$ 17,477,515	\$ 24,296,884	\$ 42,551
Jan 2019	\$ 24,296,884	\$ 13,444,693	\$ 11,875,456	\$ 25,866,120	\$ 57,674
Feb 2019	\$ 25,866,120	\$ 10,258,716	\$ 5,118,741	\$ 31,006,095	\$ 61,765
Mar 2019	\$ 31,006,095	\$ 2,420,755	\$ 4,540,528	\$ 28,886,323	\$ 62,648
Apr 2019	\$ 28,886,323	\$ 2,395,264	\$ 7,731,758	\$ 23,549,829	\$ 59,008
May 2019	\$ 23,549,829	\$ 4,519,438	\$ 6,666,488	\$ 21,402,779	\$ 49,583
June 2019	\$ 21,402,779	\$ 3,641,351	\$ 5,287,946	\$ 19,756,184	\$ 38,945
July 2019	\$ 19,756,184	\$ 2,482,323	\$ 9,022,244	\$ 13,216,262	\$ 41,656
Aug 2019	\$ 13,216,262	\$ 6,257,992	\$ 6,631,722	\$ 12,842,532	\$ 27,946
Sep 2019	\$ 12,842,532	\$ 3,772,591	\$ 4,794,740	\$ 11,820,383	\$ 24,771
Oct 2019	\$ 11,820,383	\$ 5,912,234	\$ 8,556,699	\$ 9,175,918	\$ 18,969
Nov 2019	\$ 9,175,918	\$ 6,797,545	\$ 6,408,506	\$ 9,564,957	\$ 14,161
Dec 2019	\$ 9,564,957	\$ 23,003,144	\$ 10,963,490	\$ 21,604,610	\$ 24,498
Jan 2020	\$ 21,604,610	\$ 13,707,075	\$ 7,682,182	\$ 27,629,503	\$ 40,154
Feb 2020	\$ 27,629,503	\$ 9,969,104	\$ 11,166,860	\$ 26,431,747	\$ 37,691
Mar 2020	\$ 26,431,747	\$ 2,060,503	\$ 5,973,343	\$ 22,518,907	\$ 35,386
Apr 2020	\$ 22,518,907	\$ 2,249,373	\$ 6,201,835	\$ 18,566,445	\$ 20,300
May 2020	\$ 18,566,445	\$ 7,843,703	\$ 5,028,569	\$ 21,381,579	\$ 13,692
June 2020	\$ 21,381,579	\$ 2,730,553	\$ 5,680,120	\$ 18,432,012	\$ 10,719
July 2020	\$ 18,432,012	\$ 3,847,903	\$ 9,115,844	\$ 13,164,071	\$ 7,190
Aug 2020	\$ 13,164,071	\$ 2,752,055	\$ 4,533,503	\$ 11,382,623	\$ 3,782
Sep 2020					





CASH RECEIPTS FOR 2019 - 2020

MONTH	AD VALOREM TAX	TAX OFFICE (OTHER)	ASSISTANCE DISTRICT 1	OTHER STATE REV	COUNTY CLERK	DISTRICT CLERK	JP #1	JP #4	SHERIFF	DISTRICT ATTORNEY	YOUTH CENTER	JUVENILE PROBATION	OTHER RECEIPTS	MONTHLY RECEIPT TOTAL
OCT 2019	1,756,444	222,916	96,278	197,294	148,989	142,189	58,004	56,660	646,822	21,941	287,338	97,746	533,065	4,265,684
NOV 2019	2,409,318	131,449	92,102	48,330	125,317	118,228	56,729	57,901	459,915	11,900	278,199	92,114	722,107	4,603,608
DEC 2019	23,197,267	164,473	93,212	60,177	146,379	104,874	50,832	54,583	437,340	15,901	291,696	9,796	227,579	24,854,107
JAN 2020	12,501,851	575,162	83,614	115,233	143,032	131,442	68,689	66,155	489,874	16,243	310,165	412,641	499,931	15,414,032
FEB 2020	4,079,136	265,527	101,245	43,163	140,182	123,008	65,438	69,214	569,349	21,350	298,434	286,491	132,708	6,195,245
MAR 2020	395,427	158,394	89,205	60,781	152,778	115,660	74,741	59,286	457,098	24,120	302,761	157,382	130,730	2,178,364
APR 2020	224,241	136,932	76,482	194,575	140,475	90,321	41,026	26,603	500,050	26,188	302,260	152,643	134,493	2,046,289
MAY 2020	292,425	1,710,506	97,725	57,251	160,599	110,486	42,809	33,823	384,152	15,128	302,430	151,994	4,109,318	7,468,645
JUNE 2020	233,369	218,255	98,854	197,873	165,202	127,620	48,777	41,269	524,390	32,088	310,075	152,193	174,134	2,324,100
JULY 2020	222,046	252,572	104,741	86,036	181,387	128,156	51,372	39,240	666,600	4,321	296,665	13,353	749,668	2,796,157
AUG 2020	73,602	171,689	117,301	336,921	170,868	117,456	46,165	36,841	753,304	55,902	31,186	151,329	233,572	2,296,136
SEPT 2020														
TOTAL	45,385,125	4,007,875	1,050,758	1,397,633	1,675,209	1,309,441	604,581	541,574	5,888,894	245,083	3,011,209	1,677,683	7,647,302	74,442,369



Source: Receipt Report Net Data



CASH BALANCES BY FUND FOR AUGUST 2020

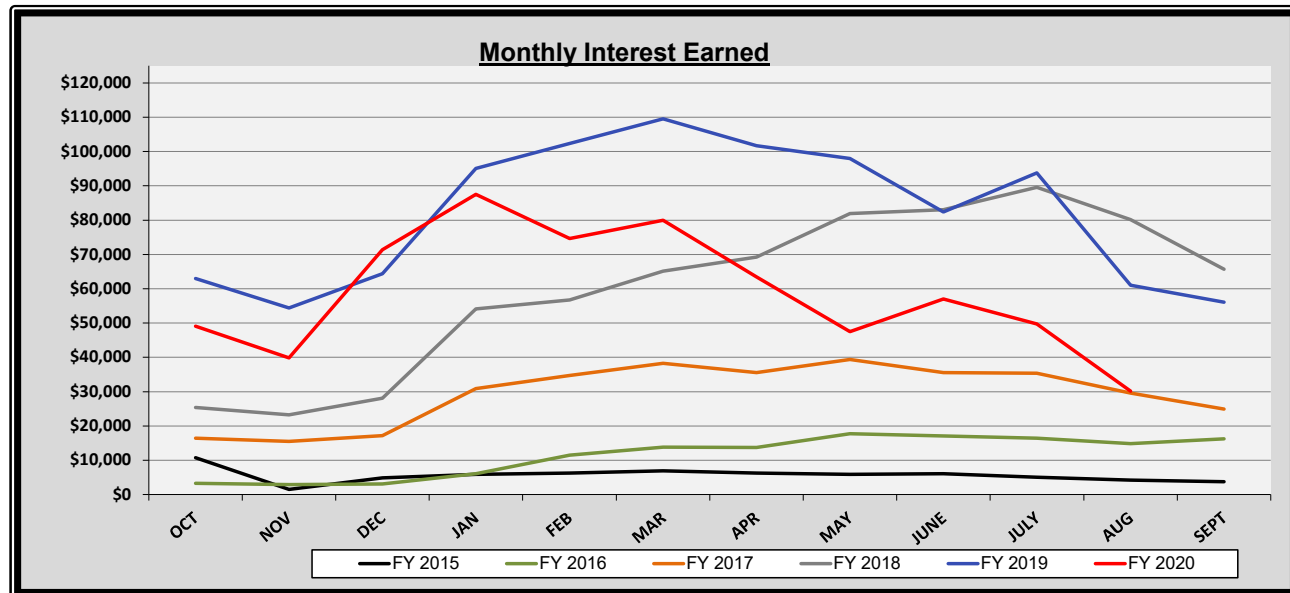
Fund	Clearing Account	Texas Class	Multi-Bank Securities	TexPool	Total
010-110-110 General	\$ 1,469,400	\$ 10,707,361	\$ 15,370,508	\$ 114,887	\$ 27,662,156
011-110-110 Juvenile Probation General	\$ 1,518,485		\$ 500,000		\$ 2,018,485
012-110-110 JP Security	\$ 32,417				\$ 32,417
013-110-110 County Clerk Technology	\$ 8,324				\$ 8,324
014-110-110 County Clerk Preservation	\$ 13,606				\$ 13,606
016-110-110 Sheriff Forfeiture	\$ 10,205				\$ 10,205
017-110-110 ARRA/CARES Act Grant Funds	\$ 402,349				\$ 402,349
018-110-110 District Clerk Technology	\$ 4,067				\$ 4,067
019-110-110 District Clerk Preservation	\$ 50,054		\$ 50,000		\$ 100,054
021-110-110 Law Library	\$ 64,077		\$ 100,000		\$ 164,077
022-110-110 Juvenile Probation	\$ 1,289,936				\$ 1,289,936
023-110-110 Court Cost	\$ 141,873				\$ 141,873
025-110-110 Cafeteria Plan	\$ 22,990				\$ 22,990
027-110-110 Health Care	\$ 1,386,821		\$ 1,500,000		\$ 2,886,821
028-110-110 Tax Assessor/Collector Motor Veh. Inv Tax	\$ (1,152)				\$ (1,152)
029-110-110 District Clerk Archive	\$ 75,454				\$ 75,454
030-110-110 Debt Service	\$ 129,995				\$ 129,995
031-110-110 Courthouse & Justice Center Security	\$ 108,863				\$ 108,863
032-110-110 County Records Management	\$ 1,854				\$ 1,854
033-110-110 County Clerks Records Mgmt	\$ 153,201		\$ 200,000		\$ 353,201
034-110-110 JP #1 Technology	\$ 23,944				\$ 23,944
035-110-110 JP #4 Technology	\$ 16,551				\$ 16,551
036-110-110 Election	\$ 15,583		\$ 50,000		\$ 65,583
037-110-110 District Clerk Records Mgmt	\$ 60,155				\$ 60,155
038-110-110 County Clerk Archive	\$ 133,903		\$ 100,000		\$ 233,903
039-110-110 District Clerk - AGC IV-E	\$ 32,197				\$ 32,197
041-110-110 Radio Communications System	\$ 518,750		\$ 1,000,000		\$ 1,518,750
042-110-110 Juvenile Center Improvement	\$ 388,588				\$ 388,588
044-110-110 1909 Courthouse Restoration	\$ (15,136)				\$ (15,136)
050-110-110 Youth Center of the High Plains Operations	\$ 431,076				\$ 431,076
070-110-110 CDA - Check Collection/Disbursement	\$ 16,062				\$ 16,062
071-110-110 CDA - State Deposits	\$ 593				\$ 593
072-110-110 CDA - Forfeiture	\$ 18,546				\$ 18,546
073-110-110 CDA - Seizure	\$ 466,293				\$ 466,293
075-110-110 Pre-Trial Diversion Program	\$ 74,764				\$ 74,764
081-110-110 Jail Commissary	\$ 182,732		\$ 200,000		\$ 382,732
093-110-110 Youth Activities	\$ 41,707				\$ 41,707
	\$ 9,289,123	\$ 10,707,361	\$ 19,070,508	\$ 114,887	\$ 39,181,879

Source: NetData



INTEREST REVENUE

End Month	Tex Pool		Texas Class	ANB		CD'S & Bonds		Total Cash	Total Interest	Interest To Date	
	Clearing	Interest		Clearing	Interest	Clearing	Interest				
Oct 2018	\$ 111,464	\$ 203	\$ 3,414,518	\$ 8,819	\$ 19,350,903	\$ 39,456	\$ 5,441,000	\$ 14,511	\$ 28,317,885	\$ 62,990	\$ 62,990
Nov 2018	\$ 111,666	\$ 202	\$ 2,420,993	\$ 6,475	\$ 16,825,973	\$ 34,561	\$ 5,441,000	\$ 13,192	\$ 24,799,631	\$ 54,430	\$ 117,419
Dec 2018	\$ 111,883	\$ 217	\$ 7,434,091	\$ 13,099	\$ 24,296,884	\$ 42,551	\$ 6,935,000	\$ 8,526	\$ 38,777,858	\$ 64,392	\$ 181,812
Jan 2019	\$ 112,110	\$ 227	\$ 12,455,745	\$ 21,654	\$ 25,866,120	\$ 57,674	\$ 8,416,000	\$ 15,487	\$ 46,849,975	\$ 95,042	\$ 276,854
Feb 2019	\$ 112,316	\$ 206	\$ 12,480,937	\$ 25,191	\$ 31,006,095	\$ 61,765	\$ 8,661,000	\$ 15,167	\$ 52,260,348	\$ 102,329	\$ 379,183
Mar 2019	\$ 112,546	\$ 230	\$ 12,508,646	\$ 27,710	\$ 28,886,323	\$ 62,648	\$ 9,159,000	\$ 18,966	\$ 50,666,516	\$ 109,554	\$ 488,738
Apr 2019	\$ 112,772	\$ 225	\$ 12,535,229	\$ 26,583	\$ 23,549,829	\$ 59,008	\$ 9,658,000	\$ 15,870	\$ 45,855,830	\$ 101,686	\$ 590,424
May 2019	\$ 113,002	\$ 230	\$ 12,562,475	\$ 27,246	\$ 21,402,779	\$ 49,583	\$ 10,650,000	\$ 20,893	\$ 44,728,255	\$ 97,952	\$ 688,375
June 2019	\$ 113,223	\$ 221	\$ 10,587,683	\$ 25,208	\$ 19,756,184	\$ 38,945	\$ 11,636,000	\$ 18,035	\$ 42,093,090	\$ 82,410	\$ 770,785
July 2019	\$ 113,452	\$ 230	\$ 10,609,404	\$ 21,721	\$ 13,216,262	\$ 41,656	\$ 11,884,000	\$ 30,119	\$ 35,823,119	\$ 93,726	\$ 864,511
Aug 2019	\$ 113,662	\$ 209	\$ 4,624,391	\$ 14,987	\$ 12,842,532	\$ 27,946	\$ 12,877,000	\$ 17,873	\$ 30,457,584	\$ 61,015	\$ 925,525
Sep 2019	\$ 113,864	\$ 202	\$ 4,632,779	\$ 8,387	\$ 11,820,383	\$ 24,771	\$ 13,375,000	\$ 22,749	\$ 29,942,025	\$ 56,109	\$ 981,635
Oct 2019	\$ 114,049	\$ 185	\$ 2,638,269	\$ 5,490	\$ 9,175,918	\$ 18,969	\$ 14,366,000	\$ 24,462	\$ 26,294,235	\$ 49,107	\$ 49,107
Nov 2019	\$ 114,206	\$ 157	\$ 641,535	\$ 3,267	\$ 9,564,957	\$ 14,161	\$ 15,113,000	\$ 22,268	\$ 25,433,698	\$ 39,853	\$ 88,960
Dec 2019	\$ 114,363	\$ 157	\$ 5,642,826	\$ 1,291	\$ 21,604,610	\$ 24,498	\$ 15,608,000	\$ 45,458	\$ 42,969,799	\$ 71,404	\$ 160,364
Jan 2020	\$ 114,518	\$ 155	\$ 5,651,714	\$ 8,888	\$ 27,629,503	\$ 40,154	\$ 17,351,000	\$ 38,298	\$ 50,746,734	\$ 87,494	\$ 247,858
Feb 2020	\$ 114,663	\$ 145	\$ 10,665,435	\$ 13,721	\$ 26,431,747	\$ 37,691	\$ 18,594,000	\$ 23,072	\$ 55,805,844	\$ 74,629	\$ 322,487
Mar 2020	\$ 114,760	\$ 98	\$ 10,678,693	\$ 13,258	\$ 22,518,907	\$ 35,386	\$ 19,095,000	\$ 31,239	\$ 52,407,360	\$ 79,981	\$ 402,469
Apr 2020	\$ 114,803	\$ 43	\$ 10,688,321	\$ 9,628	\$ 18,566,445	\$ 20,300	\$ 20,041,000	\$ 33,449	\$ 49,410,569	\$ 63,419	\$ 465,888
May 2020	\$ 114,829	\$ 26	\$ 10,695,178	\$ 6,857	\$ 21,381,579	\$ 13,692	\$ 20,046,000	\$ 26,954	\$ 52,237,586	\$ 47,529	\$ 513,418
June 2020	\$ 114,850	\$ 20	\$ 10,700,350	\$ 5,172	\$ 18,432,012	\$ 10,719	\$ 20,550,000	\$ 41,061	\$ 49,797,212	\$ 56,972	\$ 570,390
July 2020	\$ 114,870	\$ 20	\$ 10,704,472	\$ 4,121	\$ 13,164,071	\$ 7,190	\$ 19,562,000	\$ 38,387	\$ 43,545,413	\$ 49,719	\$ 620,109
Aug 2020	\$ 114,887	\$ 17	\$ 10,707,361	\$ 2,889	\$ 11,382,623	\$ 3,782	\$ 19,064,000	\$ 23,416	\$ 41,268,871	\$ 30,105	\$ 650,213
Sep 2020											



Source: Tex Pool, Amarillo National Bank, Texas Class & Multi-Bank Securities



CASH OVERVIEW

Purchase Date	Security	Coupon or Avg Rate	Maturity Date	Yield	Par	Price	Days to Maturity	Beginning Book	Beginning Market	Ending Book	Ending Market	Period Earnings	Est. Annual Income
Bank Checking Accounts													
	ANB Clearing Acct	0		0.40%	\$ 11,382,623	\$100		\$13,164,071	\$13,164,071	\$ 11,382,623	\$ 11,382,623	\$ 3,782	\$230,000
Certificates of Deposit													
5/11/2018	Mid America Bank	100	8/11/2020	2.55%	\$ 248,000	\$100		\$ 248,000	\$ 248,188	\$ -	\$ -	\$ 537	\$ 6,324
10/11/2019	Safra Nat'l Bank NY	100	9/11/2020	1.75%	\$ 246,000	\$100	11	\$ 246,000	\$ 246,480	\$ 246,000	\$ 246,128		\$ 4,305
1/17/2020	John Marshall Bank	100	9/17/2020	1.60%	\$ 249,000	\$100	17	\$ 249,000	\$ 249,493	\$ 249,000	\$ 249,182	\$ 338	\$ 3,984
5/29/2018	Independent Bank	100	9/29/2020	2.60%	\$ 248,000	\$100	29	\$ 248,000	\$ 249,022	\$ 248,000	\$ 248,508	\$ 548	\$ 6,448
1/8/2020	Bank of America NA	100	10/8/2020	1.60%	\$ 249,000	\$100	38	\$ 249,000	\$ 249,722	\$ 249,000	\$ 249,406		\$ 3,984
4/11/2018	Jefferson Bank & Trust	100	10/12/2020	2.50%	\$ 245,000	\$100	42	\$ 245,000	\$ 246,198	\$ 245,000	\$ 245,701		\$ 6,125
12/7/2017	Ally Bk Midvale Utah	100	12/7/2020	2.10%	\$ 250,000	\$100	98	\$ 250,000	\$ 251,798	\$ 250,000	\$ 251,383		\$ 5,250
1/8/2019	USNY Bank Geneva NY	100	1/8/2021	2.85%	\$ 245,000	\$100	130	\$ 245,000	\$ 248,016	\$ 245,000	\$ 247,460		\$ 6,983
5/25/2018	1st Source Bank South	100	2/25/2021	2.75%	\$ 245,000	\$100	178	\$ 245,000	\$ 248,758	\$ 245,000	\$ 248,241		\$ 6,738
8/30/2019	Capital Bank	100	2/26/2021	1.75%	\$ 249,000	\$100	179	\$ 249,000	\$ 251,353	\$ 249,000	\$ 251,042	\$ 370	\$ 4,358
3/1/2018	Morgan Stanley Bank	100	3/1/2021	2.60%	\$ 245,000	\$100	182	\$ 245,000	\$ 248,594	\$ 245,000	\$ 248,112		\$ 6,370
3/29/2018	Citibank Nat'l Assn	100	3/29/2021	2.70%	\$ 245,000	\$100	210	\$ 245,000	\$ 249,221	\$ 245,000	\$ 248,734		\$ 6,615
4/11/2018	Wells Fargo Bank	100	4/12/2021	2.75%	\$ 248,000	\$100	224	\$ 248,000	\$ 252,571	\$ 248,000	\$ 252,092	\$ 579	\$ 6,820
1/21/2020	Pinnacle Bank	100	4/21/2021	1.70%	\$ 247,000	\$100	233	\$ 247,000	\$ 249,863	\$ 247,000	\$ 249,598		\$ 4,199
5/9/2018	ConnectOne Bank	100	5/10/2021	2.85%	\$ 248,000	\$100	252	\$ 248,000	\$ 253,260	\$ 248,000	\$ 252,779	\$ 600	\$ 7,068
5/15/2019	University of Iowa	100	5/14/2021	2.50%	\$ 248,000	\$100	256	\$ 248,000	\$ 252,650	\$ 248,000	\$ 252,243	\$ 527	\$ 6,200
5/30/2018	UBS Bank Salt Lake	100	6/1/2021	2.85%	\$ 248,000	\$100	274	\$ 248,000	\$ 253,669	\$ 248,000	\$ 253,176	\$ 600	\$ 7,068
6/17/2019	Synovus Bank	100	6/17/2021	2.40%	\$ 247,000	\$100	290	\$ 247,000	\$ 251,975	\$ 247,000	\$ 251,577		\$ 5,928
12/21/2018	Keesler Federal CU	100	6/21/2021	3.15%	\$ 248,000	\$100	294	\$ 248,000	\$ 254,686	\$ 248,000	\$ 254,145	\$ 663	\$ 7,812
7/10/2018	American Express Natl Bank	100	7/12/2021	3.00%	\$ 248,000	\$100	315	\$ 248,000	\$ 254,822	\$ 248,000	\$ 254,289		\$ 7,440
7/13/2018	BMW Bank North America	100	7/13/2021	3.00%	\$ 248,000	\$100	316	\$ 248,000	\$ 254,840	\$ 248,000	\$ 254,309		\$ 7,440
8/22/2018	US Alliance Federal CU	100	8/20/2021	3.00%	\$ 248,000	\$100	354	\$ 248,000	\$ 255,524	\$ 248,000	\$ 254,999	\$ 632	\$ 7,440
9/6/2019	Main Street Bingham Farms	100	9/7/2021	1.65%	\$ 249,000	\$100	372	\$ 249,000	\$ 253,161	\$ 249,000	\$ 252,909	\$ 349	\$ 4,109
11/6/2019	Farmer's State Bank	100	12/6/2021	1.60%	\$ 249,000	\$100	462	\$ 249,000	\$ 253,888	\$ 249,000	\$ 253,664	\$ 338	\$ 3,984
12/10/2019	Metro Cr Union	100	12/10/2021	1.70%	\$ 249,000	\$100	466	\$ 249,000	\$ 254,264	\$ 249,000	\$ 254,022	\$ 360	\$ 4,233
12/28/2018	Bar Harbor Bank & Trust	100	12/28/2021	3.00%	\$ 248,000	\$100	484	\$ 248,000	\$ 257,972	\$ 248,000	\$ 257,466	\$ 632	\$ 7,440
1/18/2019	Summit Community Bank	100	1/18/2022	2.75%	\$ 248,000	\$100	505	\$ 248,000	\$ 257,446	\$ 248,000	\$ 256,997	\$ 579	\$ 6,820
2/1/2019	Main Street Bank Corp	100	2/1/2022	2.95%	\$ 245,000	\$100	519	\$ 245,000	\$ 255,290	\$ 245,000	\$ 254,827	\$ 1,822	\$ 7,228
3/13/2020	Cathay Bank	100	3/14/2022	1.15%	\$ 248,000	\$100	560	\$ 248,000	\$ 251,995	\$ 248,000	\$ 251,879		\$ 2,852
3/22/2019	Medallion Bank	100	3/22/2022	2.70%	\$ 249,000	\$100	568	\$ 249,000	\$ 259,396	\$ 249,000	\$ 258,967	\$ 571	\$ 6,723
9/27/2019	Preferred Bk LA	100	3/28/2022	1.70%	\$ 249,000	\$100	574	\$ 249,000	\$ 255,367	\$ 249,000	\$ 255,145	\$ 360	\$ 4,233
4/10/2019	Goldman Sachs Bank	100	4/11/2022	2.60%	\$ 248,000	\$100	588	\$ 248,000	\$ 258,267	\$ 248,000	\$ 257,851		\$ 6,448
4/11/2019	Morgan Stanley Private Bank	100	4/11/2022	2.60%	\$ 248,000	\$100	588	\$ 248,000	\$ 258,267	\$ 248,000	\$ 257,851		\$ 6,448
4/8/2020	Berkshire Bank	100	4/21/2022	1.25%	\$ 199,000	\$100	598	\$ 199,000	\$ 202,735	\$ 199,000	\$ 202,632		\$ 2,488
4/28/2020	Security Bank	100	4/28/2022	0.80%	\$ 249,000	\$100	605	\$ 249,000	\$ 251,766	\$ 249,000	\$ 251,737	\$ 169	\$ 1,992
4/30/2020	Evergreen Bank Group	100	4/29/2022	0.80%	\$ 249,000	\$100	606	\$ 249,000	\$ 251,774	\$ 249,000	\$ 251,741	\$ 169	\$ 1,992
5/17/2019	TIAA FSB	100	5/17/2022	2.50%	\$ 247,000	\$100	624	\$ 247,000	\$ 257,379	\$ 247,000	\$ 256,991		\$ 6,175
11/27/2019	Direct Fed Cr Union	100	5/27/2022	1.75%	\$ 249,000	\$100	634	\$ 249,000	\$ 256,186	\$ 249,000	\$ 255,967	\$ 370	\$ 4,358
6/5/2019	Cross River Bank	100	6/6/2022	2.40%	\$ 247,000	\$100	644	\$ 247,000	\$ 257,213	\$ 247,000	\$ 256,850		\$ 5,928
12/11/2019	R.I.A. Fed Cr Union	100	6/13/2022	1.70%	\$ 249,000	\$100	651	\$ 249,000	\$ 256,119	\$ 249,000	\$ 255,915	\$ 360	\$ 4,233
6/14/2019	Horicon Bank	100	6/14/2022	2.40%	\$ 247,000	\$100	652	\$ 247,000	\$ 257,330	\$ 247,000	\$ 256,969		\$ 5,928
6/19/2019	Capital One Bank	100	6/20/2022	2.35%	\$ 247,000	\$100	658	\$ 247,000	\$ 257,184	\$ 247,000	\$ 256,836		\$ 5,805
6/19/2019	Capital One, Nat'l Assoc	100	6/20/2022	2.35%	\$ 247,000	\$100	658	\$ 247,000	\$ 257,184	\$ 247,000	\$ 256,836		\$ 5,805
10/28/2019	SB One Bank	100	6/28/2022	1.75%	\$ 247,000	\$100	666	\$ 247,000	\$ 254,464	\$ 247,000	\$ 254,245		\$ 4,323
7/17/2019	Belmont Bank & Trust	100	7/18/2022	2.00%	\$ 249,000	\$100	686	\$ 249,000	\$ 257,934	\$ 249,000	\$ 257,675	\$ 423	\$ 4,980
7/26/2019	First Nat'l Bank	100	7/26/2022	2.00%	\$ 249,000	\$100	694	\$ 249,000	\$ 258,029	\$ 249,000	\$ 257,772	\$ 423	\$ 4,980
8/7/2019	Encore Bank	100	8/8/2022	2.00%	\$ 249,000	\$100	707	\$ 249,000	\$ 258,173	\$ 249,000	\$ 257,917	\$ 423	\$ 4,980
2/12/2020	EagleBank	100	8/12/2022	1.60%	\$ 249,000	\$100	711	\$ 249,000	\$ 256,199	\$ 249,000	\$ 256,027	\$ 338	\$ 3,984

2/21/2020	KS Bank, Inc.	100	8/22/2022	1.55%	\$ 249,000	\$100	721	\$ 249,000	\$ 256,034	\$ 249,000	\$ 255,875	\$ 328	\$ 3,860
8/23/2019	CIT Bank Nat'l Assoc	100	8/23/2022	1.95%	\$ 247,000	\$100	722	\$ 247,000	\$ 256,018	\$ 247,000	\$ 255,815	\$ 2,402	\$ 4,817
8/23/2019	Raymond James Bank	100	8/23/2022	1.90%	\$ 247,000	\$100	722	\$ 247,000	\$ 255,764	\$ 247,000	\$ 255,571	\$ 2,340	\$ 4,693
3/25/2020	Valley Strong CU	100	9/26/2022	1.00%	\$ 249,000	\$100	756	\$ 249,000	\$ 253,385	\$ 249,000	\$ 253,343	\$ 211	\$ 2,490
9/30/2019	Bankers Bank West	100	9/30/2022	1.70%	\$ 249,000	\$100	760	\$ 249,000	\$ 257,172	\$ 249,000	\$ 256,985	\$ 360	\$ 4,233
10/16/2019	Dundee Bank	100	10/7/2022	1.85%	\$ 249,000	\$100	767	\$ 249,000	\$ 249,929	\$ 249,000	\$ 249,563	\$ 391	\$ 4,607
10/31/2019	First Nat'l Bank Amer East	100	10/31/2022	1.60%	\$ 249,000	\$100	791	\$ 249,000	\$ 256,913	\$ 249,000	\$ 256,739	\$ 338	\$ 3,984
11/8/2019	Live Oak Banking Co	100	11/8/2022	1.70%	\$ 249,000	\$100	799	\$ 249,000	\$ 257,541	\$ 249,000	\$ 257,356	\$ 360	\$ 4,233
11/13/2019	The Bryn Mawr Trust Co	100	11/14/2022	1.60%	\$ 248,000	\$100	805	\$ 248,000	\$ 256,013	\$ 248,000	\$ 255,842		\$ 3,968
11/22/2019	Lafayette Fed Cr Union	100	11/22/2022	1.70%	\$ 249,000	\$100	813	\$ 249,000	\$ 257,675	\$ 249,000	\$ 257,491	\$ 360	\$ 4,233
12/2/2019	Marlin Business Bank	100	12/2/2022	1.60%	\$ 249,000	\$100	823	\$ 249,000	\$ 257,192	\$ 249,000	\$ 257,028	\$ 338	\$ 3,984
12/30/2019	Virginia Partners Bank	100	12/30/2022	1.70%	\$ 249,000	\$100	851	\$ 249,000	\$ 258,041	\$ 249,000	\$ 257,857	\$ 360	\$ 4,233
12/30/2019	Wells Fargo National Bank West	100	12/30/2022	1.85%	\$ 249,000	\$100	851	\$ 249,000	\$ 258,940	\$ 249,000	\$ 258,726	\$ 391	\$ 4,607
2/7/2020	Alma Bank	100	2/7/2023	1.60%	\$ 249,000	\$100	890	\$ 249,000	\$ 257,765	\$ 249,000	\$ 257,600	\$ 338	\$ 3,984
2/21/2020	ServisFirst Bank	100	2/21/2023	1.60%	\$ 249,000	\$100	904	\$ 249,000	\$ 257,889	\$ 249,000	\$ 257,725	\$ 338	\$ 3,984
3/25/2020	GNB Bank	100	3/24/2023	0.85%	\$ 249,000	\$100	935	\$ 249,000	\$ 252,249	\$ 249,000	\$ 252,269	\$ 148	\$ 1,868
3/30/2020	CenterState Bank	100	3/30/2023	0.90%	\$ 248,000	\$100	941	\$ 248,000	\$ 252,581	\$ 248,000	\$ 252,553		\$ 2,232
4/2/2020	Bank of New England	100	4/3/2023	0.85%	\$ 249,000	\$100	945	\$ 249,000	\$ 253,275	\$ 249,000	\$ 253,263	\$ 180	\$ 2,117
4/2/2020	Discover Bank	100	4/3/2023	1.45%	\$ 248,000	\$100	945	\$ 248,000	\$ 256,231	\$ 248,000	\$ 256,090		\$ 3,596
4/15/2020	Midwest Community Bank	100	4/14/2023	1.20%	\$ 249,000	\$100	956	\$ 249,000	\$ 255,671	\$ 249,000	\$ 255,589	\$ 254	\$ 2,988
4/17/2020	Nicolet National Bank	100	4/17/2023	1.20%	\$ 249,000	\$100	959	\$ 249,000	\$ 255,683	\$ 249,000	\$ 255,599	\$ 254	\$ 2,988
4/24/2020	Synchrony Bank	100	4/24/2023	1.10%	\$ 248,000	\$100	966	\$ 248,000	\$ 254,024	\$ 248,000	\$ 253,954		\$ 2,728
5/13/2020	Bank of Wisconsin Dells	100	5/15/2023	0.60%	\$ 249,000	\$100	987	\$ 249,000	\$ 251,689	\$ 249,000	\$ 251,727	\$ 127	\$ 1,494
5/22/2020	First Choice Bank	100	5/22/2023	0.60%	\$ 249,000	\$100	994	\$ 249,000	\$ 249,075	\$ 249,000	\$ 249,077	\$ 127	\$ 1,494
7/15/2020	Sallie Mae Bank	100	7/17/2023	0.35%	\$ 249,000	\$100	1050	\$ 249,000	\$ 249,956	\$ 249,000	\$ 250,041		\$ 872
Subtotal CD's								\$ 18,062,000	\$ 18,502,391	\$ 17,814,000	\$ 18,234,468	\$ 23,025	\$ 347,647
Bonds													
5/4/2020	FFCB	100	5/4/2023	0.625%	\$ 250,000	\$100	976	\$ 250,000	\$ 250,000	\$ -	\$ -	\$ 391	\$ 1,563
6/1/2020	Tulsa Cnty Okla ISD	100	6/1/2023	1.250%	\$ 754,785		1004	\$ 750,000	\$ 759,578	\$ 750,000	\$ 759,863	\$ -	\$ 9,375
6/16/2020	FHLM	100	6/16/2023	0.410%	\$ 250,000	\$100	1019	\$ 250,000	\$ 250,228	\$ 250,000	\$ 250,160	\$ -	\$ 1,025
6/18/2020	Beaverton, Or Special Revenue	100	6/1/2023	1.080%	\$ 250,000	\$100	1004	\$ 250,000	\$ 252,405	\$ 250,000	\$ 252,525	\$ -	\$ 2,718
Subtotal Bonds								\$ 1,500,000	\$ 1,512,210	\$ 1,250,000	\$ 1,262,548	\$ 391	\$ 14,680
Texpool		100		0.18%	n/a	\$100	\$1	\$ 114,870	\$ 114,870	\$ 114,887	\$ 114,887	\$ 17	\$ 1,500
Texas Class		100		0.32%	n/a	\$100	\$1	\$ 10,704,472	\$ 10,704,472	\$ 10,707,361	\$ 10,707,361	\$ 2,889	\$ 150,000
Subtotal Pools								\$ 10,819,342	\$ 10,819,342	\$ 10,822,248	\$ 10,822,248	\$ 2,906	\$ 151,500
Totals								\$ 43,545,412.58	\$ 43,998,013.69	\$ 41,268,871.26	\$ 41,701,886.31	\$ 30,103.72	\$ 743,826.50