



# Randall County Treasurer Report

May 2020

Cash and Investments

Commissioners Court June 9, 2020

Randall County Treasurer

Angie Parker

All investments are in compliance with both the Public Funds Investment Act and the Randall County Investment Policy. The investment strategy is passive, which maintains a liquid cash flow and safety of the investment as priorities.

Respectfully submitted by

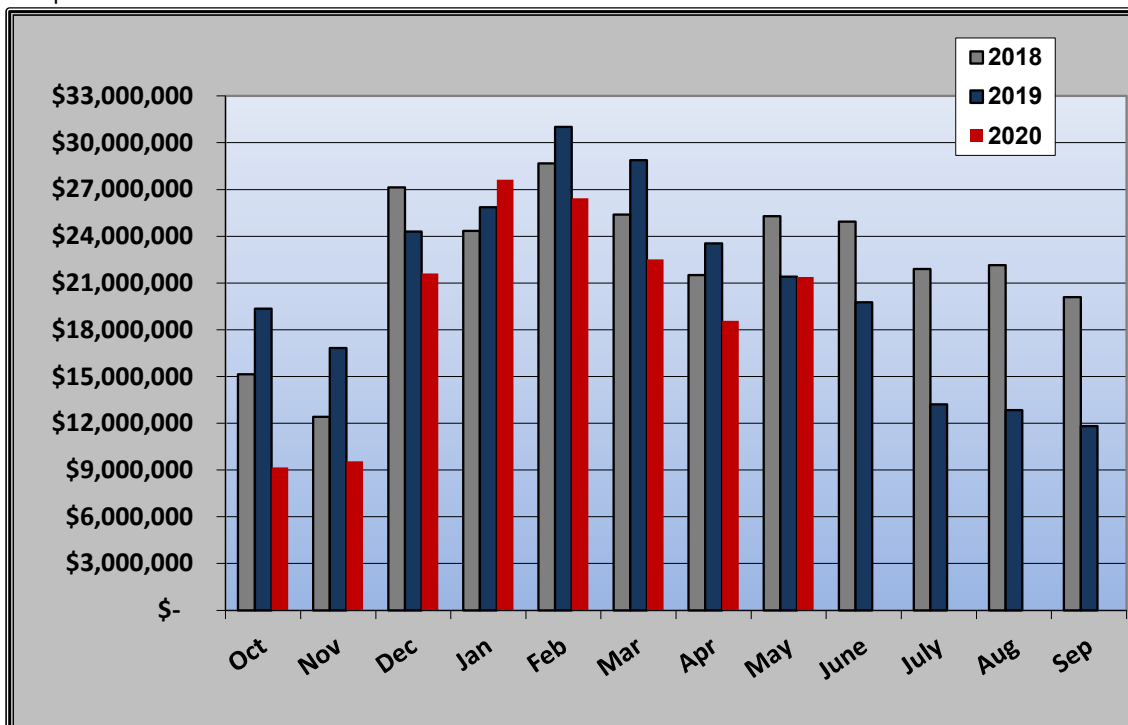
*Angie Parker*

---



# Amarillo National Bank Clearing Account

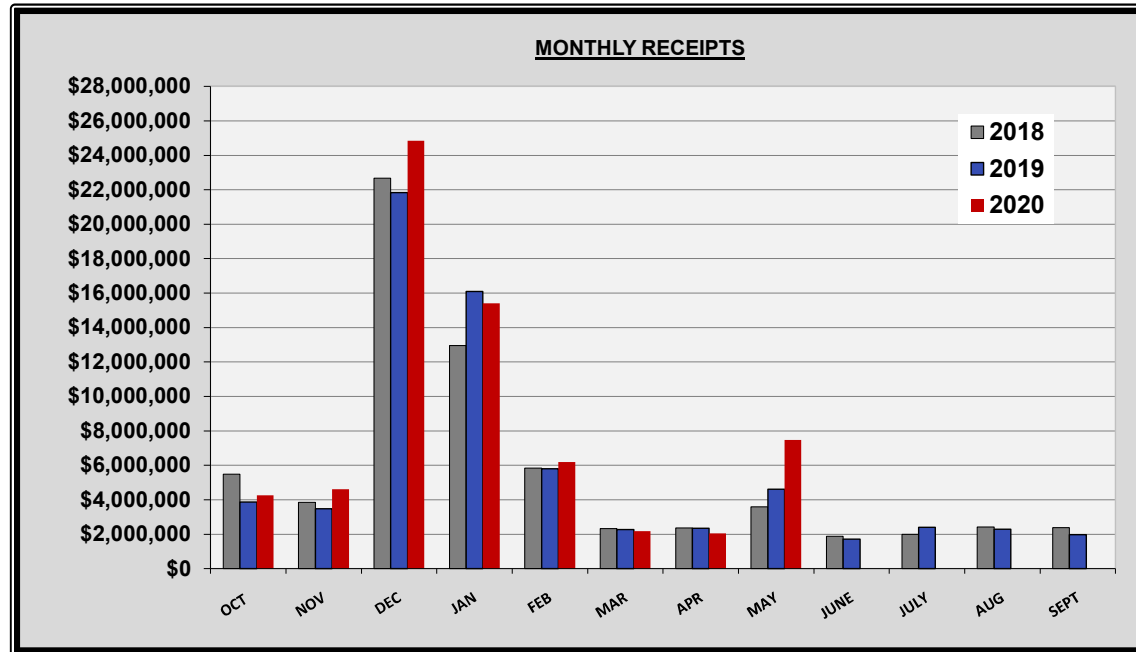
	<b>Opening</b>	<b>Deposits</b>	<b>Withdrawals</b>	<b>Closing</b>	<b>Interest</b>
Oct 2018	\$ 20,091,228	\$ 5,416,736	\$ 6,157,060	\$ 19,350,903	\$ 39,456
Nov 2018	\$ 19,350,903	\$ 4,527,267	\$ 7,052,198	\$ 16,825,973	\$ 34,561
Dec 2018	\$ 16,825,973	\$ 24,948,427	\$ 17,477,515	\$ 24,296,884	\$ 42,551
Jan 2019	\$ 24,296,884	\$ 13,444,693	\$ 11,875,456	\$ 25,866,120	\$ 57,674
Feb 2019	\$ 25,866,120	\$ 10,258,716	\$ 5,118,741	\$ 31,006,095	\$ 61,765
Mar 2019	\$ 31,006,095	\$ 2,420,755	\$ 4,540,528	\$ 28,886,323	\$ 62,648
Apr 2019	\$ 28,886,323	\$ 2,395,264	\$ 7,731,758	\$ 23,549,829	\$ 59,008
May 2019	\$ 23,549,829	\$ 4,519,438	\$ 6,666,488	\$ 21,402,779	\$ 49,583
June 2019	\$ 21,402,779	\$ 3,641,351	\$ 5,287,946	\$ 19,756,184	\$ 38,945
July 2019	\$ 19,756,184	\$ 2,482,323	\$ 9,022,244	\$ 13,216,262	\$ 41,656
Aug 2019	\$ 13,216,262	\$ 6,257,992	\$ 6,631,722	\$ 12,842,532	\$ 27,946
Sep 2019	\$ 12,842,532	\$ 3,772,591	\$ 4,794,740	\$ 11,820,383	\$ 24,771
Oct 2019	\$ 11,820,383	\$ 5,912,234	\$ 8,556,699	\$ 9,175,918	\$ 18,969
Nov 2019	\$ 9,175,918	\$ 6,797,545	\$ 6,408,506	\$ 9,564,957	\$ 14,161
Dec 2019	\$ 9,564,957	\$ 23,003,144	\$ 10,963,490	\$ 21,604,610	\$ 24,498
Jan 2020	\$ 21,604,610	\$ 13,707,075	\$ 7,682,182	\$ 27,629,503	\$ 40,154
Feb 2020	\$ 27,629,503	\$ 9,969,104	\$ 11,166,860	\$ 26,431,747	\$ 37,691
Mar 2020	\$ 26,431,747	\$ 2,060,503	\$ 5,973,343	\$ 22,518,907	\$ 35,386
Apr 2020	\$ 22,518,907	\$ 2,249,373	\$ 6,201,835	\$ 18,566,445	\$ 20,300
May 2020	\$ 18,566,445	\$ 7,843,703	\$ 5,028,569	\$ 21,381,579	\$ 13,692
June 2020					
July 2020					
Aug 2020					
Sep 2020					





# CASH RECEIPTS FOR 2019 - 2020

MONTH	AD VALOREM TAX	TAX OFFICE (OTHER)	ASSISTANCE DISTRICT 1	OTHER STATE REV	COUNTY CLERK	DISTRICT CLERK	JP #1	JP #4	SHERIFF	DISTRICT ATTORNEY	YOUTH CENTER/ NEXT STEP	JUVENILE PROBATION	OTHER RECEIPTS	MONTHLY RECEIPT TOTAL
OCT 2019	1,756,444	222,916	96,278	197,294	148,989	142,189	58,004	56,660	646,822	21,941	287,338	97,746	533,065	4,265,684
NOV 2019	2,409,318	131,449	92,102	48,330	125,317	118,228	56,729	57,901	459,915	11,900	278,199	92,114	722,107	4,603,608
DEC 2019	23,197,267	164,473	93,212	60,177	146,379	104,874	50,832	54,583	437,340	15,901	291,696	9,796	227,579	24,854,107
JAN 2020	12,501,851	575,162	83,614	115,233	143,032	131,442	68,689	66,155	489,874	16,243	310,165	412,641	499,931	15,414,032
FEB 2020	4,079,136	265,527	101,245	43,163	140,182	123,008	65,438	69,214	569,349	21,350	298,434	286,491	132,708	6,195,245
MAR 2020	395,427	158,394	89,205	60,781	152,778	115,660	74,741	59,286	457,098	24,120	302,761	157,382	130,730	2,178,364
APR 2020	224,241	136,932	76,482	194,575	140,475	90,321	41,026	26,603	500,050	26,188	302,260	152,643	134,493	2,046,289
MAY 2020	292,425	1,710,506	97,725	57,251	160,599	110,486	42,809	33,823	384,152	15,128	302,430	151,994	4,109,318	7,468,645
JUNE 2020														
JULY 2020														
AUG 2020														
SEPT 2020														
<b>TOTAL</b>	<b>44,856,109</b>	<b>3,365,359</b>	<b>729,861</b>	<b>776,804</b>	<b>1,157,751</b>	<b>936,210</b>	<b>458,267</b>	<b>424,224</b>	<b>3,944,600</b>	<b>152,771</b>	<b>2,373,283</b>	<b>1,360,808</b>	<b>6,489,929</b>	<b>67,025,976</b>



Source: Receipt Report Net Data



## CASH BALANCES BY FUND FOR MAY 2020

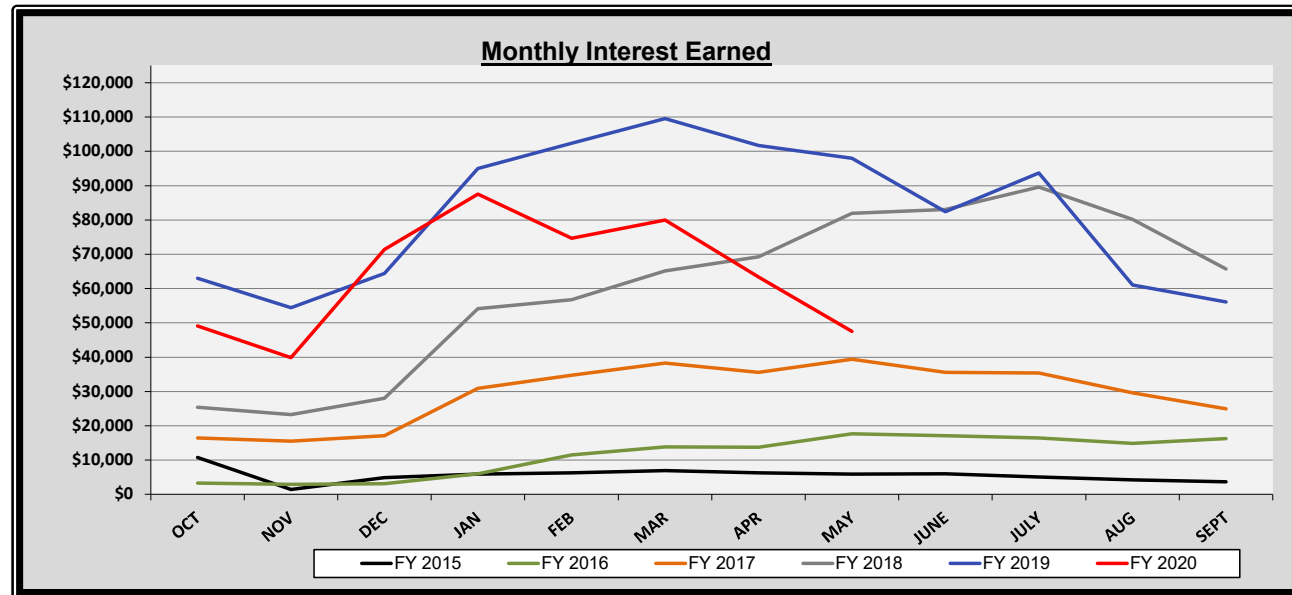
Fund	Clearing Account	Texas Class	Multi-Bank Securities	TexPool	Total	
010-110-110	General	\$ 10,022,615	\$ 10,695,178	\$ 16,346,000	\$ 114,829	\$ 37,178,623
011-110-110	Juvenile Probation General	\$ 1,351,597		\$ 500,000		\$ 1,851,597
012-110-110	JP Security	\$ 31,793				\$ 31,793
013-110-110	County Clerk Technology	\$ 8,012				\$ 8,012
014-110-110	County Clerk Preservation	\$ 12,484				\$ 12,484
016-110-110	Sheriff Forfeiture	\$ 4,115				\$ 4,115
018-110-110	District Clerk Technology	\$ 3,789				\$ 3,789
019-110-110	District Clerk Preservation	\$ 46,485		\$ 50,000		\$ 96,485
021-110-110	Law Library	\$ 52,574		\$ 100,000		\$ 152,574
022-110-110	Juvenile Probation	\$ 1,256,282				\$ 1,256,282
023-110-110	Court Cost	\$ 111,812				\$ 111,812
025-110-110	Cafeteria Plan	\$ 15,006				\$ 15,006
027-110-110	Health Care	\$ 1,312,789		\$ 1,500,000		\$ 2,812,789
028-110-110	Tax Assessor/Collector Motor Veh. Inv Tax	\$ (1,589)				\$ (1,589)
029-110-110	District Clerk Archive	\$ 69,553				\$ 69,553
030-110-110	Debt Service	\$ 3,497,863				\$ 3,497,863
031-110-110	Courthouse & Justice Center Security	\$ 88,938				\$ 88,938
032-110-110	County Records Management	\$ 5,133				\$ 5,133
033-110-110	County Clerks Records Mgmt	\$ 140,276		\$ 200,000		\$ 340,276
034-110-110	JP #1 Technology	\$ 23,493				\$ 23,493
035-110-110	JP #4 Technology	\$ 16,181				\$ 16,181
036-110-110	Election	\$ 30,715		\$ 50,000		\$ 80,715
037-110-110	District Clerk Records Mgmt	\$ 56,973				\$ 56,973
038-110-110	County Clerk Archive	\$ 116,948		\$ 100,000		\$ 216,948
039-110-110	District Clerk - AGC IV-E	\$ 32,146				\$ 32,146
041-110-110	Radio Communications System	\$ 740,281		\$ 1,000,000		\$ 1,740,281
042-110-110	Juvenile Center Improvement	\$ 506,648				\$ 506,648
044-110-110	1909 Courthouse Restoration	\$ (15,136)				\$ (15,136)
050-110-110	Youth Center of the High Plains Operations	\$ 456,817				\$ 456,817
070-110-110	CDA - Check Collection/Disbursement	\$ 25,708				\$ 25,708
071-110-110	CDA - State Deposits	\$ (1,034)				\$ (1,034)
072-110-110	CDA - Forfeiture	\$ 15,148				\$ 15,148
073-110-110	CDA - Seizure	\$ 432,065				\$ 432,065
075-110-110	Pre-Trial Diversion Program	\$ 104,983				\$ 104,983
081-110-110	Jail Commissary	\$ 166,546		\$ 200,000		\$ 366,546
093-110-110	Youth Activities	\$ 36,314				\$ 36,314
		\$ 20,774,322	\$ 10,695,178	\$ 20,046,000	\$ 114,829	\$ 51,630,330

Source: NetData



## INTEREST REVENUE

End Month	Tex Pool		Texas Class		ANB		CD's		Total Cash	Total Interest	Interest To Date
	Clearing	Interest	Clearing	Interest	Clearing	Interest	Clearing	Interest			
Oct 2018	\$ 111,464	\$ 203	\$ 3,414,518	\$ 8,819	\$ 19,350,903	\$ 39,456	\$ 5,441,000	\$ 14,511	\$ 28,317,885	\$ 62,990	\$ 62,990
Nov 2018	\$ 111,666	\$ 202	\$ 2,420,993	\$ 6,475	\$ 16,825,973	\$ 34,561	\$ 5,441,000	\$ 13,192	\$ 24,799,631	\$ 54,430	\$ 117,419
Dec 2018	\$ 111,883	\$ 217	\$ 7,434,091	\$ 13,099	\$ 24,296,884	\$ 42,551	\$ 6,935,000	\$ 8,526	\$ 38,777,858	\$ 64,392	\$ 181,812
Jan 2019	\$ 112,110	\$ 227	\$ 12,455,745	\$ 21,654	\$ 25,866,120	\$ 57,674	\$ 8,416,000	\$ 15,487	\$ 46,849,975	\$ 95,042	\$ 276,854
Feb 2019	\$ 112,316	\$ 206	\$ 12,480,937	\$ 25,191	\$ 31,006,095	\$ 61,765	\$ 8,661,000	\$ 15,167	\$ 52,260,348	\$ 102,329	\$ 379,183
Mar 2019	\$ 112,546	\$ 230	\$ 12,508,646	\$ 27,710	\$ 28,886,323	\$ 62,648	\$ 9,159,000	\$ 18,966	\$ 50,666,516	\$ 109,554	\$ 488,738
Apr 2019	\$ 112,772	\$ 225	\$ 12,535,229	\$ 26,583	\$ 23,549,829	\$ 59,008	\$ 9,658,000	\$ 15,870	\$ 45,855,830	\$ 101,686	\$ 590,424
May 2019	\$ 113,002	\$ 230	\$ 12,562,475	\$ 27,246	\$ 21,402,779	\$ 49,583	\$ 10,650,000	\$ 20,893	\$ 44,728,255	\$ 97,952	\$ 688,375
June 2019	\$ 113,223	\$ 221	\$ 10,587,683	\$ 25,208	\$ 19,756,184	\$ 38,945	\$ 11,636,000	\$ 18,035	\$ 42,093,090	\$ 82,410	\$ 770,785
July 2019	\$ 113,452	\$ 230	\$ 10,609,404	\$ 21,721	\$ 13,216,262	\$ 41,656	\$ 11,884,000	\$ 30,119	\$ 35,823,119	\$ 93,726	\$ 864,511
Aug 2019	\$ 113,662	\$ 209	\$ 4,624,391	\$ 14,987	\$ 12,842,532	\$ 27,946	\$ 12,877,000	\$ 17,873	\$ 30,457,584	\$ 61,015	\$ 925,525
Sep 2019	\$ 113,864	\$ 202	\$ 4,632,779	\$ 8,387	\$ 11,820,383	\$ 24,771	\$ 13,375,000	\$ 22,749	\$ 29,942,025	\$ 56,109	\$ 981,635
Oct 2019	\$ 114,049	\$ 185	\$ 2,638,269	\$ 5,490	\$ 9,175,918	\$ 18,969	\$ 14,366,000	\$ 24,462	\$ 26,294,235	\$ 49,107	\$ 49,107
Nov 2019	\$ 114,206	\$ 157	\$ 641,535	\$ 3,267	\$ 9,564,957	\$ 14,161	\$ 15,113,000	\$ 22,268	\$ 25,433,698	\$ 39,853	\$ 88,960
Dec 2019	\$ 114,363	\$ 157	\$ 5,642,826	\$ 1,291	\$ 21,604,610	\$ 24,498	\$ 15,608,000	\$ 45,458	\$ 42,969,799	\$ 71,404	\$ 160,364
Jan 2020	\$ 114,518	\$ 155	\$ 5,651,714	\$ 8,888	\$ 27,629,503	\$ 40,154	\$ 17,351,000	\$ 38,298	\$ 50,746,734	\$ 87,494	\$ 247,858
Feb 2020	\$ 114,663	\$ 145	\$ 10,665,435	\$ 13,721	\$ 26,431,747	\$ 37,691	\$ 18,594,000	\$ 23,072	\$ 55,805,844	\$ 74,629	\$ 322,487
Mar 2020	\$ 114,760	\$ 98	\$ 10,678,693	\$ 13,258	\$ 22,518,907	\$ 35,386	\$ 19,095,000	\$ 31,239	\$ 52,407,360	\$ 79,981	\$ 402,469
Apr 2020	\$ 114,803	\$ 43	\$ 10,688,321	\$ 9,628	\$ 18,566,445	\$ 20,300	\$ 20,041,000	\$ 33,449	\$ 49,410,569	\$ 63,419	\$ 465,888
May 2020	\$ 114,829	\$ 26	\$ 10,692,245	\$ 6,857	\$ 21,381,579	\$ 13,692	\$ 19,796,000	\$ 26,954	\$ 51,984,653	\$ 47,529	\$ 513,418
June 2020											
July 2020											
Aug 2020											
Sep 2020											



Source: Tex Pool, Amarillo National Bank, Texas Class & Multi-Bank Securities



## CASH OVERVIEW

Purchase Date	Security	Coupon or Avg Rate	Maturity Date	Yield	Par	Price	Days to Maturity	Beginning Book	Beginning Market	Ending Book	Ending Market	Period Earnings	Est. Annual Income
<b>Bank Checking Accounts</b>													
	ANB Clearing Acct	0		0.77%	\$ 21,381,579	\$100		\$18,566,445	\$18,566,445	\$ 21,381,579	\$ 21,381,579	\$ 13,692	\$350,000
<b>Certificates of Deposit</b>													
12/7/2017	Ally Bk Midvale Utah	100	12/7/2020	2.10%	\$ 250,000	\$100	190	\$ 250,000	\$ 252,713	\$ 250,000	\$ 252,585		\$ 5,250
3/1/2018	Morgan Stanley Bank	100	3/1/2021	2.60%	\$ 245,000	\$100	274	\$ 245,000	\$ 249,660	\$ 245,000	\$ 249,582		\$ 6,370
3/29/2018	Citibank Nat'l Assn	100	3/29/2021	2.70%	\$ 245,000	\$100	302	\$ 245,000	\$ 250,145	\$ 245,000	\$ 250,236		\$ 6,615
4/11/2018	Jefferson Bank & Trust	100	10/12/2020	2.50%	\$ 245,000	\$100	134	\$ 245,000	\$ 247,411	\$ 245,000	\$ 247,198		\$ 6,125
4/11/2018	Wells Fargo Bank	100	4/12/2021	2.75%	\$ 248,000	\$100	316	\$ 248,000	\$ 253,399	\$ 248,000	\$ 253,592	\$ 561	\$ 6,820
5/9/2018	Garrett State Bank	100	5/11/2020	2.55%	\$ 248,000	\$100		\$ 248,000	\$ 248,166	\$ -	\$ -	\$ 554	\$ 6,324
5/9/2018	ConnectOne Bank	100	5/10/2021	2.85%	\$ 248,000	\$100	344	\$ 248,000	\$ 253,959	\$ 248,000	\$ 254,307	\$ 581	\$ 7,068
5/11/2018	Mid America Bank	100	8/11/2020	2.55%	\$ 248,000	\$100	72	\$ 248,000	\$ 249,530	\$ 248,000	\$ 249,220	\$ 520	\$ 6,324
5/25/2018	1st Source Bank South	100	2/25/2021	2.75%	\$ 245,000	\$100	270	\$ 245,000	\$ 249,883	\$ 245,000	\$ 249,812	\$ 3,360	\$ 6,738
5/29/2018	Independent Bank	100	9/29/2020	2.60%	\$ 248,000	\$100	121	\$ 248,000	\$ 250,306	\$ 248,000	\$ 250,066	\$ 530	\$ 6,448
5/30/2018	UBS Bank Salt Lake	100	6/1/2021	2.85%	\$ 248,000	\$100	366	\$ 248,000	\$ 254,279	\$ 248,000	\$ 254,679		\$ 7,068
7/10/2018	American Express Nat'l Bank	100	7/12/2021	3.00%	\$ 248,000	\$100	407	\$ 248,000	\$ 255,304	\$ 248,000	\$ 255,827		\$ 7,440
7/13/2018	BMW Bank North America	100	7/13/2021	3.00%	\$ 248,000	\$100	408	\$ 248,000	\$ 255,318	\$ 248,000	\$ 255,847		\$ 7,440
8/22/2018	US Alliance Federal CU	100	8/20/2021	3.00%	\$ 248,000	\$100	446	\$ 248,000	\$ 255,881	\$ 248,000	\$ 256,563	\$ 612	\$ 7,440
12/21/2018	Keesler Federal CU	100	6/21/2021	3.15%	\$ 248,000	\$100	386	\$ 248,000	\$ 255,398	\$ 248,000	\$ 255,829	\$ 642	\$ 7,812
12/28/2018	Firstbank Puerto Rico	100	6/29/2020	2.85%	\$ 248,000	\$100	29	\$ 248,000	\$ 249,017	\$ 248,000	\$ 248,585	\$ 581	\$ 7,068
12/28/2018	Bar Harbor Bank & Trust	100	12/28/2021	3.00%	\$ 248,000	\$100	576	\$ 248,000	\$ 257,699	\$ 248,000	\$ 258,927	\$ 612	\$ 7,440
1/8/2019	USNY Bank Geneva NY	100	1/8/2021	2.85%	\$ 245,000	\$100	222	\$ 245,000	\$ 249,366	\$ 245,000	\$ 249,060		\$ 6,983
1/17/2019	Patriot Bank, NA	100	7/17/2020	2.60%	\$ 245,000	\$100	47	\$ 245,000	\$ 246,193	\$ 245,000	\$ 245,828		\$ 6,370
1/18/2019	Summit Community Bank	100	1/18/2022	2.75%	\$ 248,000	\$100	597	\$ 248,000	\$ 256,913	\$ 248,000	\$ 258,282	\$ 561	\$ 6,820
2/1/2019	Main Street Bank Corp	100	2/1/2022	2.95%	\$ 245,000	\$100	611	\$ 245,000	\$ 254,805	\$ 245,000	\$ 256,206	\$ 1,782	\$ 7,228
3/22/2019	Medallion Bank	100	3/22/2022	2.70%	\$ 249,000	\$100	660	\$ 249,000	\$ 258,472	\$ 249,000	\$ 260,165	\$ 553	\$ 6,723
4/10/2019	Goldman Sachs Bank	100	4/11/2022	2.60%	\$ 248,000	\$100	680	\$ 248,000	\$ 257,186	\$ 248,000	\$ 258,991		\$ 6,448
4/11/2019	Morgan Stanley Private Bank	100	4/11/2022	2.60%	\$ 248,000	\$100	680	\$ 248,000	\$ 257,186	\$ 248,000	\$ 258,991		\$ 6,448
5/15/2019	University of Iowa	100	5/14/2021	2.50%	\$ 248,000	\$100	348	\$ 248,000	\$ 253,119	\$ 248,000	\$ 253,545	\$ 510	\$ 6,200
5/15/2019	Valley National Bank	100	5/16/2022	2.55%	\$ 248,000	\$100	715	\$ 248,000	\$ 248,223	\$ -	\$ -	\$ 1,559	\$ 6,324
5/17/2019	TIAA FSB	100	5/17/2022	2.50%	\$ 247,000	\$100	716	\$ 247,000	\$ 255,998	\$ 247,000	\$ 258,029	\$ 3,079	\$ 6,175
6/5/2019	Cross River Bank	100	6/6/2022	2.40%	\$ 247,000	\$100	736	\$ 247,000	\$ 255,697	\$ 247,000	\$ 257,749		\$ 5,928
6/7/2019	Envision Cr Union	100	12/7/2021	2.50%	\$ 249,000	\$100	555	\$ 249,000	\$ 249,575	\$ 249,000	\$ 250,631	\$ 512	\$ 6,225
6/14/2019	Horicon Bank	100	6/14/2022	2.40%	\$ 247,000	\$100	744	\$ 247,000	\$ 255,776	\$ 247,000	\$ 257,848		\$ 5,928
6/17/2019	Synovus Bank	100	6/17/2021	2.40%	\$ 247,000	\$100	382	\$ 247,000	\$ 252,222	\$ 247,000	\$ 252,767		\$ 5,928
6/19/2019	Capital One Bank	100	6/20/2022	2.35%	\$ 247,000	\$100	750	\$ 247,000	\$ 255,573	\$ 247,000	\$ 257,668		\$ 5,805
6/19/2019	Capital One, Nat'l Assoc	100	6/20/2022	2.35%	\$ 247,000	\$100	750	\$ 247,000	\$ 255,573	\$ 247,000	\$ 257,668		\$ 5,805
7/17/2019	Belmont Bank & Trust	100	7/18/2022	2.00%	\$ 249,000	\$100	778	\$ 249,000	\$ 255,997	\$ 249,000	\$ 258,240	\$ 409	\$ 4,980
7/26/2019	First Nat'l Bank	100	7/26/2022	2.00%	\$ 249,000	\$100	786	\$ 249,000	\$ 256,054	\$ 249,000	\$ 258,315	\$ 409	\$ 4,980
8/7/2019	Encore Bank	100	8/8/2022	2.00%	\$ 249,000	\$100	799	\$ 249,000	\$ 256,139	\$ 249,000	\$ 258,427	\$ 409	\$ 4,980
8/23/2019	CIT Bank Nat'l Assoc	100	8/23/2022	1.95%	\$ 247,000	\$100	814	\$ 247,000	\$ 253,909	\$ 247,000	\$ 256,221		\$ 4,817
8/23/2019	Raymond James Bank	100	8/23/2022	1.90%	\$ 247,000	\$100	814	\$ 247,000	\$ 253,625	\$ 247,000	\$ 255,946		\$ 4,693
8/28/2019	Mountain One Bank	100	5/31/2022	1.85%	\$ 247,000	\$100	730	\$ 247,000	\$ 247,279	\$ -	\$ -		\$ 4,570
8/30/2019	Capital Bank	100	2/26/2021	1.75%	\$ 249,000	\$100	271	\$ 249,000	\$ 251,908	\$ 249,000	\$ 251,966		\$ 4,358
9/6/2019	Main Street Bingham Farms	100	9/7/2021	1.65%	\$ 249,000	\$100	464	\$ 249,000	\$ 252,618	\$ 249,000	\$ 253,619	\$ 338	\$ 4,109
9/27/2019	Preferred Bk LA	100	3/28/2022	1.70%	\$ 249,000	\$100	666	\$ 249,000	\$ 253,813	\$ 249,000	\$ 255,708	\$ 348	\$ 4,233
9/30/2019	Bankers Bank West	100	9/30/2022	1.70%	\$ 249,000	\$100	852	\$ 249,000	\$ 254,712	\$ 249,000	\$ 257,155		\$ 4,233
10/11/2019	Safra Nat'l Bank NY	100	9/11/2020	1.75%	\$ 246,000	\$100	103	\$ 246,000	\$ 247,277	\$ 246,000	\$ 247,169		\$ 4,305

10/16/2019	Dundee Bank	100	10/7/2022	1.85%	\$ 249,000	\$100	859	\$ 249,000	\$ 250,698	\$ 249,000	\$ 250,646	\$ 379	\$ 4,607
10/28/2019	SB One Bank	100	6/28/2022	1.75%	\$ 247,000	\$100	758	\$ 247,000	\$ 252,496	\$ 247,000	\$ 254,719		\$ 4,323
10/31/2019	First Nat'l Bank Amer East	100	10/31/2022	1.60%	\$ 249,000	\$100	883	\$ 249,000	\$ 254,244	\$ 249,000	\$ 256,769		\$ 3,984
11/6/2019	Farmer's State Bank	100	12/6/2021	1.60%	\$ 249,000	\$100	554	\$ 249,000	\$ 252,882	\$ 249,000	\$ 254,266	\$ 327	\$ 3,984
11/8/2019	Live Oak Banking Co	100	11/8/2022	1.70%	\$ 249,000	\$100	891	\$ 249,000	\$ 254,891	\$ 249,000	\$ 257,426	\$ 348	\$ 4,233
11/13/2019	The Bryn Mawr Trust Co	100	11/14/2022	1.60%	\$ 248,000	\$100	897	\$ 248,000	\$ 253,265	\$ 248,000	\$ 255,844	\$ 1,979	\$ 3,968
11/22/2019	Lafayette Fed Cr Union	100	11/22/2022	1.70%	\$ 249,000	\$100	905	\$ 249,000	\$ 254,959	\$ 249,000	\$ 257,521	\$ 348	\$ 4,233
11/27/2019	Direct Fed Cr Union	100	5/27/2022	1.75%	\$ 249,000	\$100	726	\$ 249,000	\$ 254,346	\$ 249,000	\$ 256,502	\$ 358	\$ 4,358
12/2/2019	Marlin Business Bank	100	12/2/2022	1.60%	\$ 249,000	\$100	915	\$ 249,000	\$ 254,366	\$ 249,000	\$ 256,963	\$ 327	\$ 3,984
12/10/2019	Metro Cr Union	100	12/10/2021	1.70%	\$ 249,000	\$100	558	\$ 249,000	\$ 253,300	\$ 249,000	\$ 254,682	\$ 348	\$ 4,233
12/11/2019	R.I.A. Fed Cr Union	100	6/13/2022	1.70%	\$ 249,000	\$100	743	\$ 249,000	\$ 254,174	\$ 249,000	\$ 256,380	\$ 348	\$ 4,233
12/30/2019	Virginia Partners Bank	100	12/30/2022	1.70%	\$ 249,000	\$100	943	\$ 249,000	\$ 255,130	\$ 249,000	\$ 257,760		\$ 4,233
12/30/2019	Wells Fargo National Bank West	100	12/30/2022	1.85%	\$ 249,000	\$100	943	\$ 249,000	\$ 256,116	\$ 249,000	\$ 258,723		\$ 4,607
1/7/2020	JP Morgan Chase Bank, NA	100	1/7/2022	1.80%	\$ 248,000	\$100	586	\$ 248,000	\$ 248,709	\$ 248,000	\$ 248,434		\$ 4,464
1/8/2020	Bank of America NA	100	10/8/2020	1.60%	\$ 249,000	\$100	130	\$ 249,000	\$ 250,387	\$ 249,000	\$ 250,347		\$ 3,984
1/10/2020	Texas Exchange Bank	100	1/13/2023	1.80%	\$ 249,000	\$100	957	\$ 249,000	\$ 249,391	\$ 249,000	\$ 249,481	\$ 368	\$ 4,482
1/13/2020	Bank of Leumi USA	100	7/13/2020	1.60%	\$ 248,000	\$100	43	\$ 248,000	\$ 248,635	\$ 248,000	\$ 248,459		\$ 3,968
1/17/2020	John Marshall Bank	100	9/17/2020	1.60%	\$ 249,000	\$100	109	\$ 249,000	\$ 250,183	\$ 249,000	\$ 250,116	\$ 327	\$ 3,984
1/21/2020	Pinnacle Bank	100	4/21/2021	1.70%	\$ 247,000	\$100	325	\$ 247,000	\$ 249,944	\$ 247,000	\$ 250,399		\$ 4,199
2/7/2020	Alma Bank	100	2/7/2023	1.60%	\$ 249,000	\$100	982	\$ 249,000	\$ 254,610	\$ 249,000	\$ 257,332	\$ 327	\$ 3,984
2/12/2020	EagleBank	100	8/12/2022	1.60%	\$ 249,000	\$100	803	\$ 249,000	\$ 253,913	\$ 249,000	\$ 256,276	\$ 327	\$ 3,984
2/14/2020	Envision Bank	100	2/14/2023	1.65%	\$ 247,000	\$100	989	\$ 247,000	\$ 247,395	\$ 247,000	\$ 247,165		\$ 4,076
2/21/2020	KS Bank, Inc.	100	8/22/2022	1.55%	\$ 249,000	\$100	813	\$ 249,000	\$ 253,671	\$ 249,000	\$ 256,064	\$ 317	\$ 3,860
2/21/2020	ServisFirst Bank	100	2/21/2023	1.60%	\$ 249,000	\$100	996	\$ 249,000	\$ 254,660	\$ 249,000	\$ 257,409	\$ 327	\$ 3,984
3/13/2020	Cathay Bank	100	3/14/2022	1.15%	\$ 248,000	\$100	652	\$ 248,000	\$ 250,200	\$ 248,000	\$ 252,119		\$ 2,852
3/23/2020	BMO Harris Bank Nat'l Assoc	100	9/23/2022	1.50%	\$ 249,000	\$100	845	\$ 249,000	\$ 249,393	\$ 249,000	\$ 249,214		\$ 3,735
3/25/2020	Valley Strong CU	100	9/26/2022	1.00%	\$ 249,000	\$100	848	\$ 249,000	\$ 250,539	\$ 249,000	\$ 253,094	\$ 205	\$ 2,490
3/25/2020	GNB Bank	100	3/24/2023	0.85%	\$ 249,000	\$100	1027	\$ 249,000	\$ 248,360	\$ 249,000	\$ 251,298	\$ 143	\$ 1,868
3/30/2020	CenterState Bank	100	3/30/2023	0.90%	\$ 248,000	\$100	1033	\$ 248,000	\$ 248,776	\$ 248,000	\$ 251,693		\$ 2,232
4/2/2020	Discover Bank	100	4/3/2023	1.45%	\$ 248,000	\$100	1037	\$ 248,000	\$ 252,717	\$ 248,000	\$ 255,557		\$ 3,596
4/2/2020	Bank of New England	100	4/3/2023	0.85%	\$ 249,000	\$100	1037	\$ 249,000	\$ 249,413	\$ 249,000	\$ 252,349	\$ 174	\$ 2,117
4/8/2020	Berkshire Bank	100	4/21/2022	1.25%	\$ 199,000	\$100	690	\$ 199,000	\$ 201,171	\$ 199,000	\$ 202,847		\$ 2,488
4/15/2020	Midwest Community Bank	100	4/14/2023	1.20%	\$ 249,000	\$100	1048	\$ 249,000	\$ 251,943	\$ 249,000	\$ 254,849	\$ 246	\$ 2,988
4/17/2020	Nicolet National Bank	100	4/17/2023	1.20%	\$ 249,000	\$100	1051	\$ 249,000	\$ 251,943	\$ 249,000	\$ 254,849	\$ 246	\$ 2,988
4/24/2020	Synchrony Bank	100	4/24/2023	1.10%	\$ 248,000	\$100	1058	\$ 248,000	\$ 250,207	\$ 248,000	\$ 253,131		\$ 2,728
4/28/2020	Security Bank	100	4/28/2022	0.80%	\$ 249,000	\$100	697	\$ 249,000	\$ 249,498	\$ 249,000	\$ 251,702	\$ 164	\$ 1,992
4/30/2020	Evergreen Bank Group	100	4/29/2022	0.80%	\$ 249,000	\$100	698	\$ 249,000	\$ 249,498	\$ 249,000	\$ 251,704		\$ 1,992
5/13/2020	Bank of Wisconsin Dells	100	5/15/2023	0.60%	\$ 249,000	\$100	1079	\$ -	\$ -	\$ 249,000	\$ 250,514		\$ 1,494
5/22/2020	First Choice Bank	100	5/22/2023	0.60%	\$ 249,000	\$100	1086	\$ -	\$ -	\$ 249,000	\$ 249,281		\$ 1,494
Bonds													
5/4/2020	FFCB	100	5/4/2023	0.625%	\$ 250,000	\$100		\$ -	\$ -	\$ 250,000	\$ 250,020	\$ 117	\$ 1,563
Subtotal CD's								\$ 20,041,000	\$ 20,399,302	\$ 20,046,000	\$ 20,512,952	\$ 27,071	\$ 405,943
Texpool		100		0.27%	n/a	\$100	\$1	\$ 114,803	\$ 114,803	\$ 114,829	\$ 114,829	\$ 26	\$ 1,500
Texas Class		100		0.76%	n/a	\$100	\$1	\$ 10,688,321	\$ 10,688,321	\$ 10,692,245	\$ 10,692,245	\$ 6,857	\$ 150,000
Subtotal Pools								\$ 10,803,124	\$ 10,803,124	\$ 10,807,074	\$ 10,807,074	\$ 6,883	\$ 151,500
Totals								\$ 49,410,569	\$ 49,768,871	\$ 52,234,653	\$ 52,701,605	\$ 47,647	\$ 907,443