



Randall County Treasurer Report

April 2019

Cash and Investments

Commissioners Court May 28, 2019

Randall County Treasurer

Angie Parker

All investments are in compliance with both the Public Funds Investment Act and the Randall County Investment Policy. The investment strategy is passive, which maintains a liquid cash flow and safety of the investment as priorities.

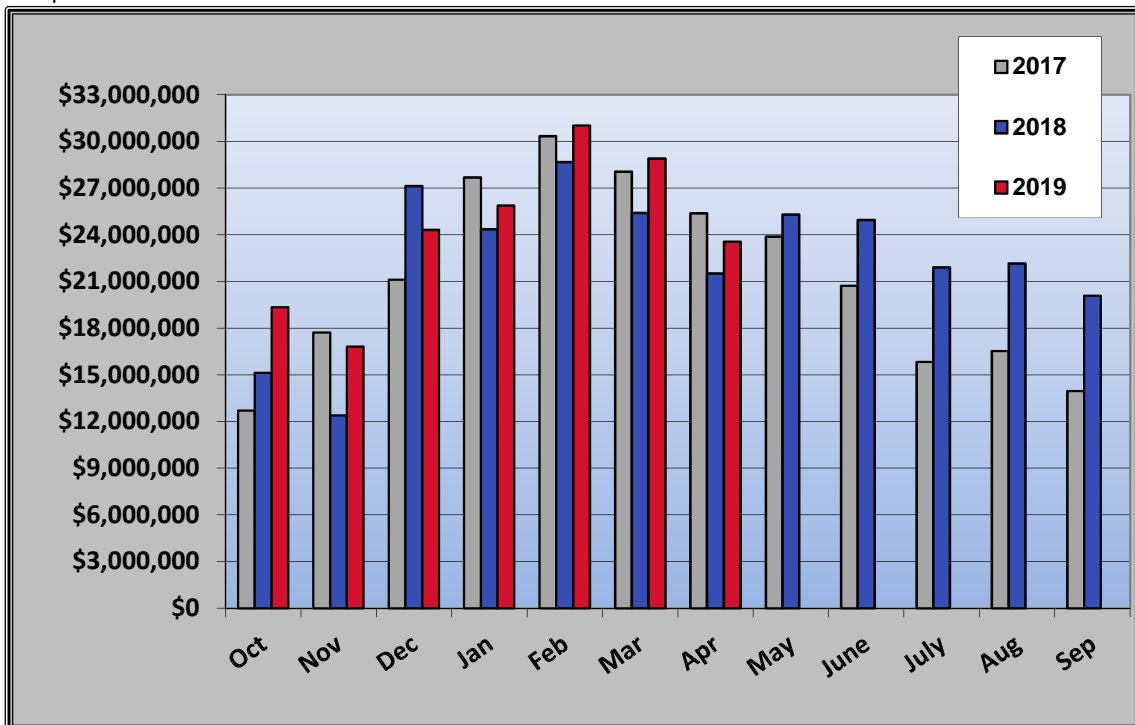
Respectfully submitted by

Angie Parker



Amarillo National Bank Clearing Account

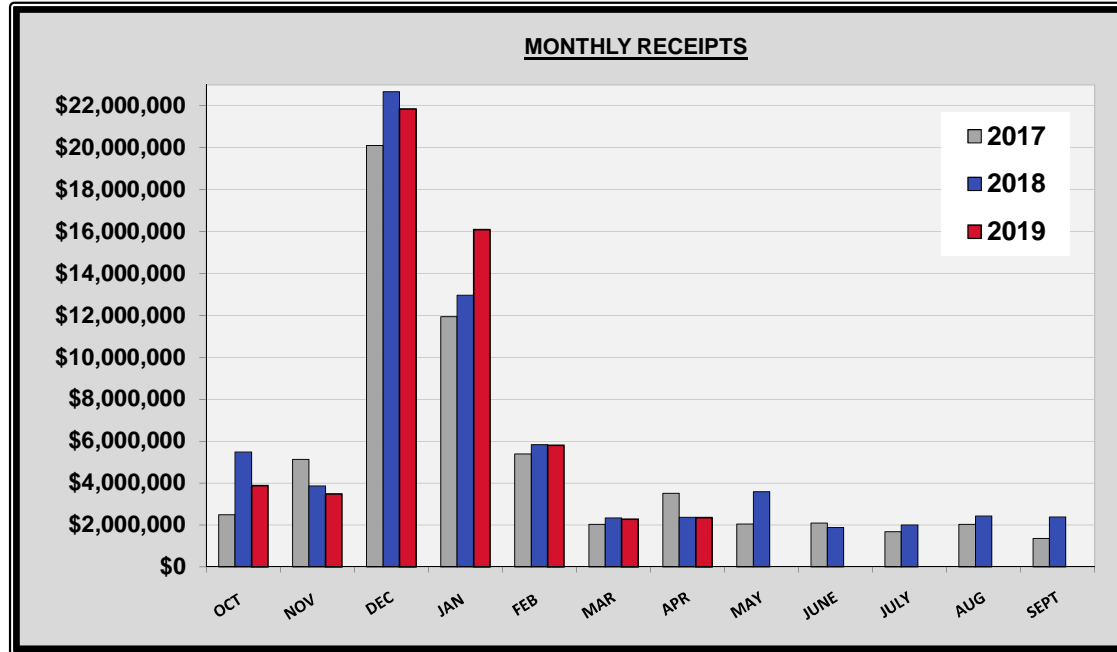
	Opening	Deposits	Withdrawals	Closing	Interest
Oct 2017	\$13,961,408	\$6,989,953	\$5,817,877	\$15,133,484	\$16,372
Nov 2017	\$15,133,484	\$3,996,067	\$6,725,842	\$12,403,708	\$14,319
Dec 2017	\$12,403,708	\$20,978,176	\$6,257,042	\$27,124,842	\$17,329
Jan 2018	\$27,124,842	\$12,033,522	\$14,822,639	\$24,335,724	\$36,376
Feb 2018	\$24,335,724	\$8,338,090	\$4,004,667	\$28,669,146	\$35,066
Mar 2018	\$28,669,146	\$2,350,211	\$5,626,438	\$25,392,919	\$37,459
Apr 2018	\$25,392,919	\$2,236,910	\$6,114,960	\$21,514,869	\$36,754
May 2018	\$21,514,869	\$11,147,689	\$7,371,791	\$25,290,768	\$42,363
June 2018	\$25,290,768	\$4,138,365	\$4,493,236	\$24,935,897	\$43,999
July 2018	\$24,935,897	\$5,855,350	\$8,896,870	\$21,894,377	\$50,706
Aug 2018	\$21,894,377	\$5,478,718	\$5,217,869	\$22,155,226	\$40,142
Sep 2018	\$22,155,226	\$4,303,305	\$6,367,304	\$20,091,228	\$35,281
Oct 2018	\$20,091,228	\$5,416,736	\$6,157,060	\$19,350,903	\$39,456
Nov 2018	\$19,350,903	\$4,527,267	\$7,052,198	\$16,825,973	\$34,561
Dec 2018	\$16,825,973	\$24,948,427	\$17,477,515	\$24,296,884	\$42,551
Jan 2019	\$24,296,884	\$13,444,693	\$11,875,456	\$25,866,120	\$57,674
Feb 2019	\$25,866,120	\$10,258,716	\$5,118,741	\$31,006,095	\$61,765
Mar 2019	\$31,006,095	\$2,420,755	\$4,540,528	\$28,886,323	\$62,648
Apr 2019	\$28,886,323	\$2,395,264	\$7,731,758	\$23,549,829	\$59,008
May 2019					
June 2019					
July 2019					
Aug 2019					
Sep 2019					





CASH RECEIPTS FOR 2018 - 2019

MONTH	AD VALOREM TAX	TAX OFFICE (OTHER)	ASSISTANCE DISTRICT 1	OTHER STATE REV	COUNTY CLERK	DISTRICT CLERK	JP #1	JP #4	SHERIFF	DISTRICT ATTORNEY	YOUTH CENTER/ NEXT STEP	JUVENILE PROBATION	OTHER RECEIPTS	MONTHLY RECEIPT TOTAL
OCT 2018	\$1,948,297	\$242,342	\$77,292	\$187,164	\$135,564	\$152,124	\$62,128	\$53,265	\$204,263	\$21,633	\$320,832	\$305,410	\$161,240	\$3,871,556
NOV 2018	\$1,991,435	\$199,108	\$80,123	\$62,879	\$120,196	\$110,776	\$40,630	\$42,580	\$548,910	\$22,237	\$25,137	\$86,224	\$151,662	\$3,481,896
DEC 2018	\$20,188,625	\$156,564	\$69,713	\$50,399	\$118,273	\$105,439	\$51,865	\$48,221	\$207,213	\$19,926	\$550,465	\$95,338	\$177,984	\$21,840,024
JAN 2019	\$13,489,673	\$573,460	\$76,914	\$115,780	\$123,367	\$136,212	\$62,521	\$66,457	\$513,493	\$9,713	\$303,082	\$87,372	\$531,096	\$16,089,140
FEB 2019	\$3,911,632	\$194,746	\$83,964	\$78,553	\$117,587	\$142,492	\$78,390	\$73,264	\$500,454	\$34,939	\$281,182	\$84,696	\$216,602	\$5,798,500
MAR 2019	\$429,783	\$180,051	\$72,008	\$3,714	\$137,349	\$138,303	\$78,063	\$68,252	\$402,107	\$20,031	\$280,349	\$95,665	\$362,131	\$2,267,805
APR 2019	\$218,493	\$172,439	\$76,907	\$193,871	\$148,183	\$154,764	\$78,579	\$68,860	\$612,235	\$22,117	\$281,155	\$87,275	\$238,676	\$2,353,554
MAY 2019														
JUNE 2019														
JULY 2019														
AUG 2019														
SEPT 2019														
TOTAL	\$42,177,939	\$1,718,710	\$536,920	\$692,361	\$900,518	\$940,110	\$452,175	\$420,898	\$2,988,675	\$150,596	\$2,042,200	\$841,981	\$1,839,392	\$55,702,474



Source: Receipt Report Net Data



CASH BALANCES BY FUND FOR APRIL 2019

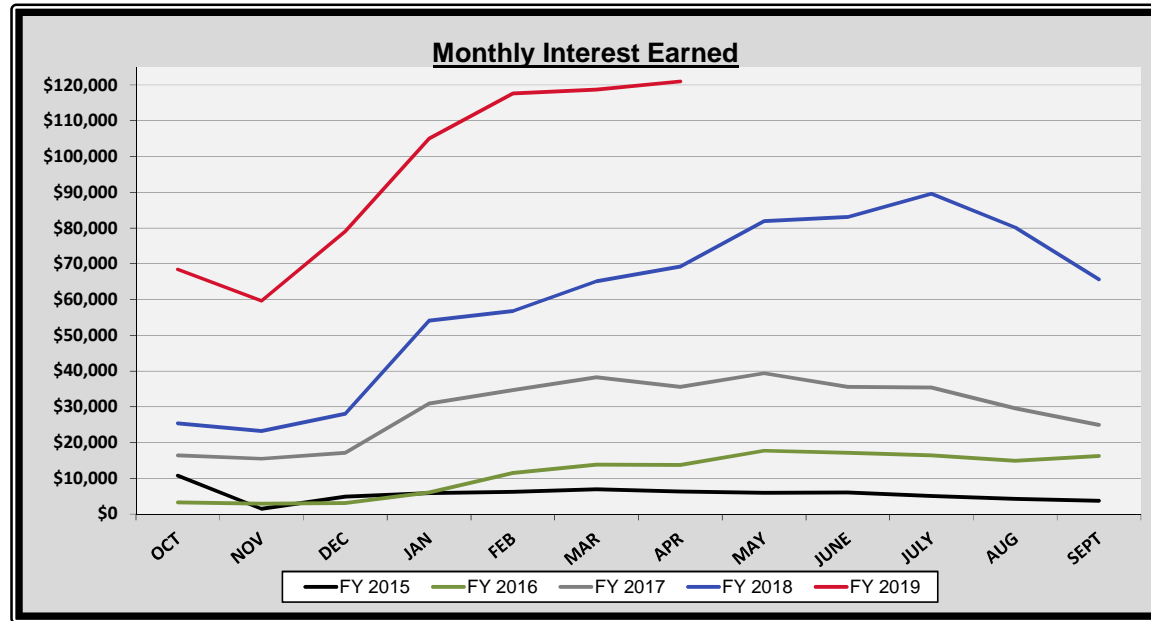
Fund	Clearing Account	Texas Class	Multi-Bank Securities	TexPool	Total	
010-110-110	General	\$8,234,855	\$12,535,229	\$9,658,000	\$112,772	\$30,540,856
011-110-110	Juvenile Probation General	\$1,576,323				\$1,576,323
012-110-110	JP Security	\$27,301				\$27,301
013-110-110	County Clerk Technology	\$4,856				\$4,856
014-110-110	County Clerk Preservation	\$7,380				\$7,380
016-110-110	Sheriff Forfeiture	\$33,912				\$33,912
018-110-110	District Clerk Technology	\$2,778				\$2,778
019-110-110	District Clerk Preservation	\$86,413				\$86,413
021-110-110	Law Library	\$118,397				\$118,397
022-110-110	Juvenile Probation	\$732,436				\$732,436
023-110-110	Court Cost	\$94,286				\$94,286
025-110-110	Cafeteria Plan	\$8,837				\$8,837
027-110-110	Health Care	\$3,099,810				\$3,099,810
028-110-110	Tax Assessor/Collector Motor Veh. Inv Tax	-\$1,145				-\$1,145
029-110-110	District Clerk Archive	\$53,583				\$53,583
030-110-110	Debt Service	\$3,543,869				\$3,543,869
031-110-110	Courthouse & Justice Center Security	\$87,549				\$87,549
032-110-110	County Records Management	\$5,573				\$5,573
033-110-110	County Clerks Records Mgmt	\$317,579				\$317,579
034-110-110	JP #1 Technology	\$17,743				\$17,743
035-110-110	JP #4 Technology	\$11,940				\$11,940
036-110-110	Election	\$97,749				\$97,749
037-110-110	District Clerk Records Mgmt	\$51,509				\$51,509
038-110-110	County Clerk Archive	\$190,458				\$190,458
039-110-110	District Clerk - AGC IV-E	\$31,392				\$31,392
041-110-110	Radio Communications System	\$2,267,306				\$2,267,306
042-110-110	Juvenile Center Improvement	\$191,107				\$191,107
050-110-110	Youth Center of the High Plains Operations	\$831,722				\$831,722
051-110-110	Next Step Home Operations	\$55,222				\$55,222
070-110-110	CDA - Check Collection/Disbursement	\$32,041				\$32,041
071-110-110	CDA - State Deposits	\$638				\$638
072-110-110	CDA - Forfeiture	\$20,926				\$20,926
073-110-110	CDA - Seizure	\$384,919				\$384,919
075-110-110	Pre-Trial Diversion Program	\$109,233				\$109,233
081-110-110	Jail Commissary	\$298,901				\$298,901
093-110-110	Youth Activities	\$37,463				\$37,463
		\$22,664,861	\$12,535,229	\$9,658,000	\$112,772	\$44,970,862

Source: NetData



INTEREST REVENUE

End Month	Tex Pool Clearing	Interest	Texas Class Clearing	Interest	ANB Clearing	Interest	CD's	Accrued Interest	Total Interest	Interest To Date
Oct 2017	\$109,663	\$96	\$7,194,785	\$8,089	\$15,133,484	\$16,372	\$500,000	\$816	\$25,373	\$25,373
Nov 2017	\$109,758	\$95	\$7,202,459	\$7,674	\$12,403,708	\$14,319	\$500,000	\$1,135	\$23,222	\$48,595
Dec 2017	\$109,868	\$110	\$7,211,044	\$8,584	\$27,124,842	\$17,329	\$1,000,000	\$2,049	\$28,072	\$76,667
Jan 2018	\$109,989	\$121	\$16,225,855	\$14,811	\$24,335,724	\$36,376	\$1,000,000	\$2,834	\$54,143	\$130,810
Feb 2018	\$110,102	\$113	\$16,246,001	\$20,146	\$28,669,146	\$35,066	\$1,000,000	\$1,457	\$56,781	\$187,591
Mar 2018	\$110,244	\$142	\$16,270,141	\$24,140	\$25,392,919	\$37,459	\$1,983,000	\$3,381	\$65,122	\$252,713
Apr 2018	\$110,395	\$151	\$16,296,168	\$26,027	\$21,514,869	\$36,754	\$2,476,000	\$6,314	\$69,246	\$321,959
May 2018	\$110,556	\$161	\$16,324,689	\$28,521	\$25,290,768	\$42,363	\$4,702,000	\$10,905	\$81,950	\$403,909
June 2018	\$110,721	\$165	\$14,351,512	\$26,823	\$24,935,897	\$43,999	\$4,702,000	\$12,071	\$83,057	\$486,966
July 2018	\$110,898	\$178	\$10,373,078	\$21,567	\$21,894,377	\$50,706	\$5,198,000	\$17,117	\$89,568	\$576,534
Aug 2018	\$111,079	\$181	\$7,392,304	\$19,225	\$22,155,226	\$40,142	\$5,441,000	\$20,623	\$80,172	\$656,706
Sep 2018	\$111,261	\$182	\$5,405,699	\$13,395	\$20,091,228	\$35,281	\$5,441,000	\$16,822	\$65,680	\$722,386
Oct 2018	\$111,464	\$203	\$3,414,518	\$8,819	\$19,350,903	\$39,456	\$5,441,000	\$19,912	\$68,390	\$68,390
Nov 2018	\$111,666	\$202	\$2,420,993	\$6,475	\$16,825,973	\$34,561	\$5,441,000	\$18,410	\$59,647	\$128,037
Dec 2018	\$111,883	\$217	\$7,434,091	\$13,099	\$24,296,884	\$42,551	\$6,935,000	\$23,221	\$79,087	\$207,124
Jan 2019	\$112,110	\$227	\$12,455,745	\$21,654	\$25,866,120	\$57,674	\$8,416,000	\$25,461	\$105,015	\$312,140
Feb 2019	\$112,316	\$206	\$12,480,937	\$25,191	\$31,006,095	\$61,765	\$8,661,000	\$30,433	\$117,595	\$429,735
Mar 2019	\$112,546	\$230	\$12,508,646	\$27,710	\$28,886,323	\$62,648	\$9,159,000	\$28,158	\$118,746	\$548,481
Apr 2019	\$112,772	\$225	\$12,535,229	\$26,583	\$23,549,829	\$59,008	\$9,658,000	\$35,196	\$121,012	\$669,493
May 2019										
June 2019										
July 2019										
Aug 2019										
Sep 2019										



Source: Tex Pool, Amarillo National Bank, Texas Class & Multi-Bank Securities



CASH OVERVIEW

Purchase Date	Security	Coupon or Avg Rate	Maturity Date	Yield	Par	Price	Days to Maturity	Beginning Book	Beginning Market	Ending Book	Ending Market	Period Earnings	Est. Annual Income
Bank Checking Accounts													
	ANB Clearing Acct	0		3.01%	\$23,549,829	\$100		\$28,886,323	\$28,886,323	\$23,549,829	\$23,549,829	\$59,008	\$400,000
Subtotal Bank Accounts													
Certificates of Deposit													
1/31/2019	Community Nat'l Bank	100	7/31/2019	2.35%	\$250,000	\$100	181	\$250,000	\$249,983	\$250,000	\$249,995	\$0	\$5,875
2/14/2019	Pinnacle Bank Nashville	100	8/14/2019	2.35%	\$250,000	\$100	195	\$250,000	\$249,975	\$250,000	\$249,993	\$258	\$5,875
1/4/2019	Pilot Bank Tampa	100	11/4/2019	2.60%	\$248,000	\$100	277	\$248,000	\$248,265	\$248,000	\$248,268	\$459	\$6,448
12/14/2018	Affinity Fed CU	100	12/13/2019	3.00%	\$250,000	\$100	316	\$250,000	\$250,955	\$250,000	\$250,883	\$2,815	\$7,500
12/15/2017	First Technology Fed Cr Union	100	12/16/2019	2.00%	\$250,000	\$100	319	\$250,000	\$249,220	\$250,000	\$249,368	\$205	\$5,000
1/11/2019	Luana Svgs Bank Iowa	100	1/10/2020	2.55%	\$245,000	\$100	344	\$245,000	\$245,042	\$245,000	\$245,086	\$1,866	\$6,248
3/1/2018	Discover Bank	100	3/2/2020	2.35%	\$245,000	\$100	396	\$245,000	\$244,723	\$245,000	\$244,824	\$946	\$5,758
3/29/2018	Stifel Bank & Trust	100	3/30/2020	2.55%	\$248,000	\$100	424	\$248,000	\$248,166	\$248,000	\$248,243	\$17	\$6,324
5/30/2018	Central State Bank	100	4/30/2020	2.50%	\$248,000	\$100	455	\$248,000	\$248,052	\$248,000	\$248,124	\$0	\$6,200
5/9/2018	Garrett State Bank	100	5/11/2020	2.55%	\$248,000	\$100	466	\$248,000	\$248,193	\$248,000	\$248,250	\$364	\$6,324
12/28/2018	Firstbank Puerto Rico	100	6/29/2020	2.85%	\$248,000	\$100	515	\$248,000	\$249,148	\$248,000	\$249,128	\$39	\$7,068
1/17/2019	Patriot Bank, NA	100	7/17/2020	2.60%	\$245,000	\$100	533	\$245,000	\$245,392	\$245,000	\$245,421	\$1,798	\$6,370
5/11/2018	Mid America Bank	100	8/11/2020	2.55%	\$248,000	\$100	558	\$248,000	\$248,263	\$248,000	\$248,295	\$329	\$6,324
5/29/2018	Independent Bank	100	9/29/2020	2.60%	\$248,000	\$100	607	\$248,000	\$248,489	\$248,000	\$248,489	\$18	\$6,448
4/11/2018	Jefferson Bank & Trust	100	10/12/2020	2.50%	\$245,000	\$100	620	\$245,000	\$245,127	\$245,000	\$245,142	\$319	\$6,125
5/16/2018	CommunityBank of Texas	100	11/16/2020	2.70%	\$248,000	\$100	655	\$248,000	\$248,141	\$248,000	\$248,042	\$257	\$6,696
12/7/2017	Ally Bk Midvale Utah	100	12/7/2020	2.10%	\$250,000	\$100	676	\$250,000	\$248,510	\$250,000	\$248,580	\$2,071	\$5,250
1/8/2019	USNY Bank Geneva NY	100	1/8/2021	2.85%	\$245,000	\$100	708	\$245,000	\$246,661	\$245,000	\$246,553	\$2,143	\$6,983
5/25/2018	1st Source Bank South	100	2/25/2021	2.75%	\$245,000	\$100	756	\$245,000	\$246,352	\$245,000	\$246,235	\$2,920	\$6,738
3/1/2018	Morgan Stanley Bank	100	3/2/2021	2.60%	\$245,000	\$100	761	\$245,000	\$245,676	\$245,000	\$245,581	\$1,047	\$6,370
3/29/2018	Citibank Nat'l Assn	100	3/29/2021	2.70%	\$245,000	\$100	788	\$245,000	\$246,196	\$245,000	\$246,056	\$580	\$6,615
4/11/2018	Wells Fargo Bank	100	4/12/2021	2.75%	\$248,000	\$100	802	\$248,000	\$249,421	\$248,000	\$249,324	\$355	\$6,820
5/9/2018	ConnectOne Bank	100	5/10/2021	2.85%	\$248,000	\$100	830	\$248,000	\$249,867	\$248,000	\$249,843	\$407	\$7,068
5/30/2018	Webbank Salt Lake City	100	5/28/2021	3.00%	\$245,000	\$100	848	\$245,000	\$245,279	\$245,000	\$245,135	\$3,041	\$7,350
5/30/2018	UBS Bank Salt Lake	100	6/1/2021	2.85%	\$248,000	\$100	852	\$248,000	\$249,823	\$248,000	\$249,853	\$0	\$7,068
12/21/2018	Keesler Federal CU	100	6/21/2021	3.15%	\$248,000	\$100	872	\$248,000	\$251,390	\$248,000	\$251,408	\$193	\$7,812
7/10/2018	American Express Nat'l Bank	100	7/12/2021	3.00%	\$248,000	\$100	893	\$248,000	\$250,540	\$248,000	\$250,641	\$2,242	\$7,440
7/13/2018	BMW Bank North America	100	7/13/2021	3.00%	\$248,000	\$100	894	\$248,000	\$250,537	\$248,000	\$250,644	\$2,181	\$7,440
8/22/2018	US Alliance Federal CU	100	8/20/2021	3.00%	\$248,000	\$100	932	\$248,000	\$250,485	\$248,000	\$250,698	\$163	\$7,440
8/31/2018	Peoples Sec Bank & Trust	100	8/31/2021	3.05%	\$245,000	\$100	943	\$245,000	\$245,169	\$0	\$0	\$1,249	\$7,473
12/14/2018	BMO Harris Bank Natl	100	9/14/2021	3.20%	\$250,000	\$100	957	\$250,000	\$250,423	\$250,000	\$250,243	\$1,022	\$8,000
12/21/2018	JP Morgan Chase Bank	100	12/21/2021	3.25%	\$250,000	\$100	1055	\$250,000	\$251,470	\$250,000	\$251,343	\$2,894	\$8,125
12/28/2018	Bar Harbor Bank & Trust	100	12/28/2021	3.00%	\$248,000	\$100	1062	\$248,000	\$250,133	\$248,000	\$250,765	\$41	\$7,440
1/18/2019	Summit Community Bank	100	1/18/2022	2.75%	\$248,000	\$100	1083	\$248,000	\$248,384	\$248,000	\$249,141	\$224	\$6,820
2/1/2019	Main Street Bank Corp	100	2/1/2022	2.95%	\$245,000	\$100	1097	\$245,000	\$246,642	\$245,000	\$247,401	\$1,743	\$7,228
3/22/2019	Medallion Bank	100	3/22/2022	2.70%	\$249,000	\$100	1146	\$249,000	\$248,684	\$249,000	\$249,697	\$147	\$6,723
3/27/2019	Peoples St. Bank Newton	100	3/28/2022	2.65%	\$249,000	\$100	1152	\$249,000	\$248,253	\$249,000	\$246,965	\$54	\$6,599

4/10/2019	Goldman Sachs Bank	100	4/11/2022	2.60%	\$248,000	\$100	1166	\$0	\$0	\$248,000	\$247,945	\$353	\$6,448
4/11/2019	Morgan Stanley Private Bank	100	4/11/2022	2.60%	\$248,000	\$100	1166	\$0	\$0	\$248,000	\$247,945	\$336	\$6,448
4/24/2019	Security First Bank	100	4/25/2022	2.50%	\$248,000	\$100	1180	\$0	\$0	\$248,000	\$247,209	\$102	\$6,200
	Subtotal CD's							\$9,159,000	\$9,187,029	\$9,658,000	\$9,686,754	\$35,196	\$268,478
	Texpool	100		2.40%	n/a	\$100	\$1	\$112,546	\$112,546	\$112,772	\$112,772	\$225	\$2,000
	Texas Class	100		2.50%	n/a	\$100	\$1	\$12,508,646	\$12,508,646	\$12,535,229	\$12,535,229	\$26,583	\$200,000
	Subtotal Pools							\$12,621,192	\$12,621,192	\$12,648,001	\$12,648,001	\$26,808	\$202,000
	Totals							\$50,666,515	\$50,694,544	\$45,855,830	\$45,884,583	\$121,012	\$870,478