



Randall County Treasurer Report

February 2019

Cash and Investments

Commissioners Court March 19, 2019

Randall County Treasurer

Angie Parker

All investments are in compliance with both the Public Funds Investment Act and the Randall County Investment Policy. The investment strategy is passive, which maintains a liquid cash flow and safety of the investment as priorities.

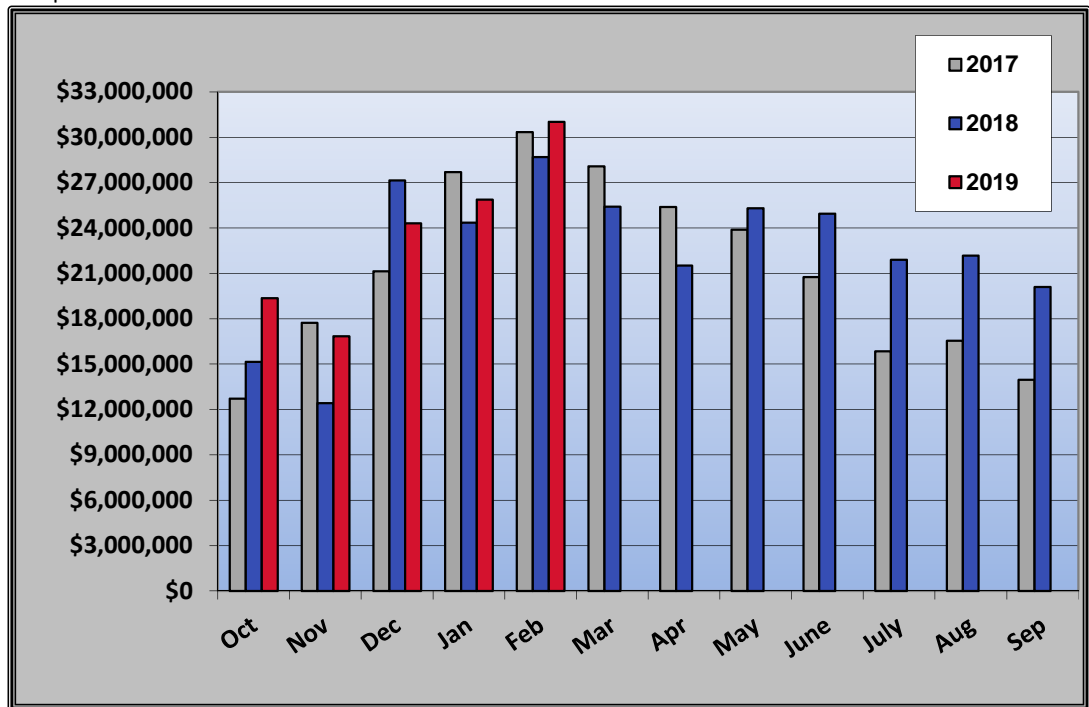
Respectfully submitted by

Angie Parker



Amarillo National Bank Clearing Account

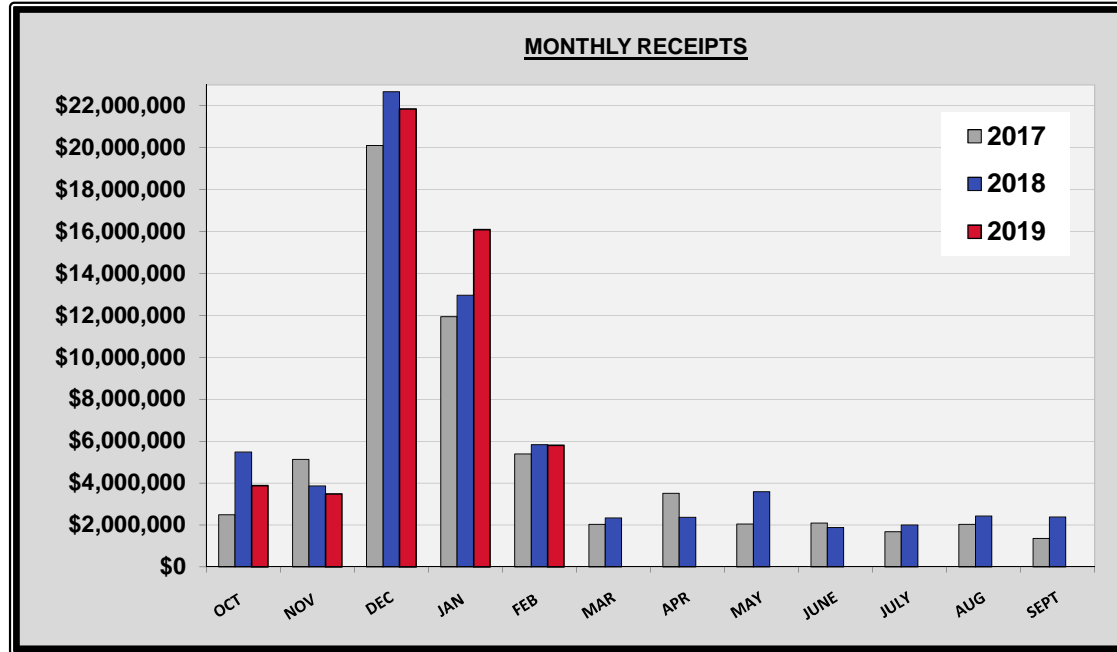
	Opening	Deposits	Withdrawals	Closing	Interest
Oct 2017	\$13,961,408	\$6,989,953	\$5,817,877	\$15,133,484	\$16,372
Nov 2017	\$15,133,484	\$3,996,067	\$6,725,842	\$12,403,708	\$14,319
Dec 2017	\$12,403,708	\$20,978,176	\$6,257,042	\$27,124,842	\$17,329
Jan 2018	\$27,124,842	\$12,033,522	\$14,822,639	\$24,335,724	\$36,376
Feb 2018	\$24,335,724	\$8,338,090	\$4,004,667	\$28,669,146	\$35,066
Mar 2018	\$28,669,146	\$2,350,211	\$5,626,438	\$25,392,919	\$37,459
Apr 2018	\$25,392,919	\$2,236,910	\$6,114,960	\$21,514,869	\$36,754
May 2018	\$21,514,869	\$11,147,689	\$7,371,791	\$25,290,768	\$42,363
June 2018	\$25,290,768	\$4,138,365	\$4,493,236	\$24,935,897	\$43,999
July 2018	\$24,935,897	\$5,855,350	\$8,896,870	\$21,894,377	\$50,706
Aug2018	\$21,894,377	\$5,478,718	\$5,217,869	\$22,155,226	\$40,142
Sep 2018	\$22,155,226	\$4,303,305	\$6,367,304	\$20,091,228	\$35,281
Oct 2018	\$20,091,228	\$5,416,736	\$6,157,060	\$19,350,903	\$39,456
Nov 2018	\$19,350,903	\$4,527,267	\$7,052,198	\$16,825,973	\$34,561
Dec 2018	\$16,825,973	\$24,948,427	\$17,477,515	\$24,296,884	\$42,551
Jan 2019	\$24,296,884	\$13,444,693	\$11,875,456	\$25,866,120	\$57,674
Feb 2019	\$25,866,120	\$10,258,716	\$5,118,741	\$31,006,095	\$61,765
Mar 2019					
Apr 2019					
May 2019					
June 2019					
July 2019					
Aug2019					
Sep 2019					





CASH RECEIPTS FOR 2018 - 2019

MONTH	AD VALOREM TAX	TAX OFFICE (OTHER)	ASSISTANCE DISTRICT 1	OTHER STATE REV	COUNTY CLERK	DISTRICT CLERK	JP #1	JP #4	SHERIFF	DISTRICT ATTORNEY	YOUTH CENTER/ NEXT STEP	JUVENILE PROBATION	OTHER RECEIPTS	MONTHLY RECEIPT TOTAL
OCT 2018	\$1,948,297	\$242,342	\$77,292	\$187,164	\$135,564	\$152,124	\$62,128	\$53,265	\$204,263	\$21,633	\$320,832	\$305,410	\$161,240	\$3,871,556
NOV 2018	\$1,991,435	\$199,108	\$80,123	\$62,879	\$120,196	\$110,776	\$40,630	\$42,580	\$548,910	\$22,237	\$25,137	\$86,224	\$151,662	\$3,481,896
DEC 2018	\$20,188,625	\$156,564	\$69,713	\$50,399	\$118,273	\$105,439	\$51,865	\$48,221	\$207,213	\$19,926	\$550,465	\$95,338	\$177,984	\$21,840,024
JAN 2019	\$13,489,673	\$573,460	\$76,914	\$115,780	\$123,367	\$136,212	\$62,521	\$66,457	\$513,493	\$9,713	\$303,082	\$87,372	\$531,096	\$16,089,140
FEB 2019	\$3,911,632	\$194,746	\$83,964	\$78,553	\$117,587	\$142,492	\$78,390	\$73,264	\$500,454	\$34,939	\$281,182	\$84,696	\$216,602	\$5,798,500
MAR 2019														
APR 2019														
MAY 2019														
JUNE 2019														
JULY 2019														
AUG 2019														
SEPT 2019														
TOTAL	\$41,529,663	\$1,366,220	\$388,005	\$494,775	\$614,987	\$647,043	\$295,534	\$283,787	\$1,974,333	\$108,448	\$1,480,697	\$659,040	\$1,238,584	\$51,081,116



Source: Receipt Report Net Data



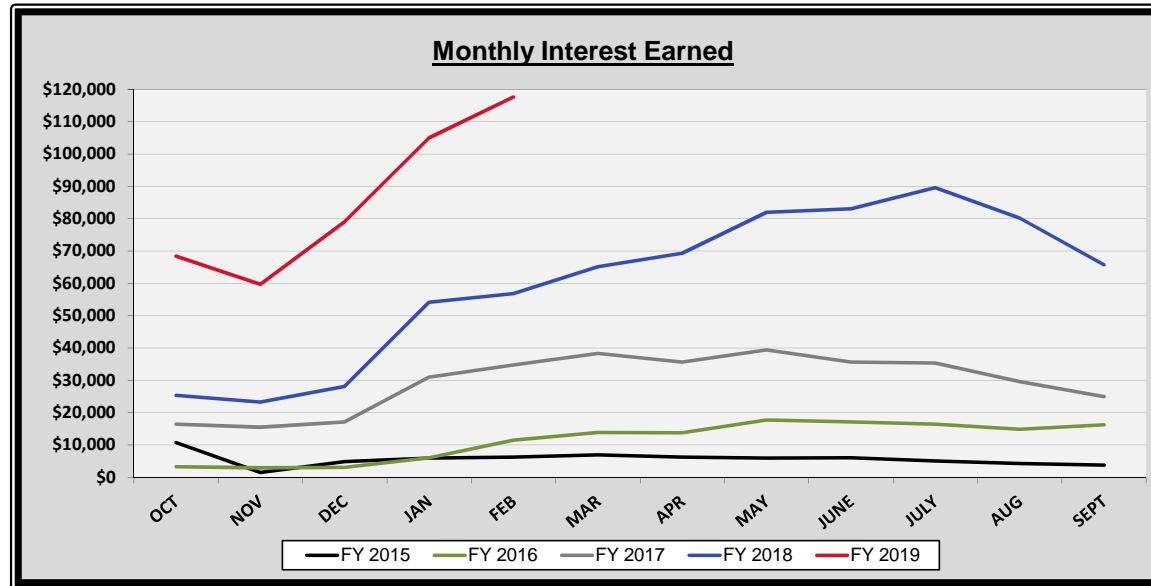
CASH BALANCES BY FUND FOR FEBRUARY 2019

Fund	Clearing Account	Texas Class	Multi-Bank Securities	TexPool	Total
General	\$14,008,308	\$12,480,937	\$8,661,000	\$112,316	\$35,262,561
Juvenile Probation General	\$1,478,295				\$1,478,295
JP Security	\$26,410				\$26,410
County Clerk Technology	\$4,378				\$4,378
County Clerk Preservation	\$6,388				\$6,388
Sheriff Forfeiture	\$45,173				\$45,173
District Clerk Technology	\$2,938				\$2,938
District Clerk Preservation	\$85,232				\$85,232
Law Library	\$114,507				\$114,507
Juvenile Probation	\$683,700				\$683,700
Court Cost	\$171,022				\$171,022
Cafeteria Plan	\$4,835				\$4,835
Health Care	\$3,155,371				\$3,155,371
Tax Assessor/Collector Motor Veh. Inv Tax	-\$1,053				-\$1,053
District Clerk Archive	\$49,080				\$49,080
Debt Service	\$3,484,517				\$3,484,517
Courthouse & Justice Center Security	\$82,101				\$82,101
County Records Management	\$5,252				\$5,252
County Clerks Records Mgmt	\$305,705				\$305,705
JP #1 Technology	\$16,319				\$16,319
JP #4 Technology	\$11,068				\$11,068
Election	\$98,764				\$98,764
District Clerk Records Mgmt	\$48,929				\$48,929
County Clerk Archive	\$180,262				\$180,262
District Clerk - AGC IV-E	\$31,233				\$31,233
Radio Communications System	\$3,902,331				\$3,902,331
Juvenile Center Improvement	\$188,119				\$188,119
Youth Center of the High Plains Operations	\$1,270,758				\$1,270,758
Next Step Home Operations	\$55,602				\$55,602
CDA - Check Collection/Disbursement	\$34,871				\$34,871
CDA - State Deposits	\$4,618				\$4,618
CDA - Forfeiture	\$20,023				\$20,023
CDA - Seizure	\$382,971				\$382,971
Pre-Trial Diversion Program	\$92,743				\$92,743
Jail Commissary	\$315,367				\$315,367
Youth Activities	\$36,956				\$36,956
	\$30,403,094	\$12,480,937	\$8,661,000	\$112,316	\$51,657,347



INTEREST REVENUE

End Month	Tex Pool Clearing	Interest	Texas Class Clearing	Interest	ANB Clearing	Interest	CD's	Accrued Interest	Total Interest	Interest To Date
Oct 2017	\$109,663	\$96	\$7,194,785	\$8,089	\$15,133,484	\$16,372	\$500,000	\$816	\$25,373	\$25,373
Nov 2017	\$109,758	\$95	\$7,202,459	\$7,674	\$12,403,708	\$14,319	\$500,000	\$1,135	\$23,222	\$48,595
Dec 2017	\$109,868	\$110	\$7,211,044	\$8,584	\$7,212,842	\$17,329	\$1,000,000	\$2,049	\$28,072	\$76,667
Jan 2018	\$109,989	\$121	\$16,225,855	\$14,811	\$24,335,724	\$36,376	\$1,000,000	\$2,834	\$54,143	\$130,810
Feb 2018	\$110,102	\$113	\$16,246,001	\$20,146	\$28,669,146	\$35,066	\$1,000,000	\$1,457	\$56,781	\$187,591
Mar 2018	\$110,244	\$142	\$16,270,141	\$24,140	\$25,392,919	\$37,459	\$1,983,000	\$3,381	\$65,122	\$252,713
Apr 2018	\$110,395	\$151	\$16,296,168	\$26,027	\$21,514,869	\$36,754	\$2,476,000	\$6,314	\$69,246	\$321,959
May 2018	\$110,556	\$161	\$16,324,689	\$28,521	\$25,290,768	\$42,363	\$4,702,000	\$10,905	\$81,950	\$403,909
June 2018	\$110,721	\$165	\$14,351,512	\$26,823	\$24,935,897	\$43,999	\$4,702,000	\$12,071	\$83,057	\$486,966
July 2018	\$110,898	\$178	\$10,373,078	\$21,567	\$21,894,377	\$50,706	\$5,198,000	\$17,117	\$89,568	\$576,534
Aug 2018	\$111,079	\$181	\$7,392,304	\$19,225	\$22,155,226	\$40,142	\$5,441,000	\$20,623	\$80,172	\$656,706
Sep 2018	\$111,261	\$182	\$5,405,699	\$13,395	\$20,091,228	\$35,281	\$5,441,000	\$16,822	\$65,680	\$722,386
Oct 2018	\$111,464	\$203	\$3,414,518	\$8,819	\$19,350,903	\$39,456	\$5,441,000	\$19,912	\$68,390	\$68,390
Nov 2018	\$111,666	\$202	\$2,420,993	\$6,475	\$16,825,973	\$34,561	\$5,441,000	\$18,410	\$59,647	\$128,037
Dec 2018	\$111,883	\$217	\$7,434,091	\$13,099	\$24,296,884	\$42,551	\$6,935,000	\$23,221	\$79,087	\$207,124
Jan 2019	\$112,110	\$227	\$12,455,745	\$21,654	\$25,866,120	\$57,674	\$8,416,000	\$25,461	\$105,015	\$312,140
Feb 2019	\$112,316	\$206	\$12,480,937	\$25,191	\$31,006,095	\$61,765	\$8,661,000	\$30,433	\$117,595	\$429,735
Mar 2019										
Apr 2019										
May 2019										
June 2019										
July 2019										
Aug 2019										
Sep 2019										





CASH OVERVIEW

Purchase Date	Security	Coupon or Avg Rate	Maturity Date	Yield	Par	Price	Days to Maturity	Beginning Book	Beginning Market	Ending Book	Ending Market	Period Earnings	Est. Annual Income
Bank Checking Accounts													
	ANB Clearing Acct	0		2.39%	\$31,006,095	\$100		\$25,866,120	\$25,866,120	\$31,006,095	\$31,006,095	\$61,765	\$400,000
Subtotal Bank Accounts													
Certificates of Deposit													
8/23/2017	Goldman Sachs Bank	100	2/22/2019	1.60%	\$250,000	\$100	\$22	\$250,000	\$249,910	\$0	\$0	\$2,005	\$4,000
1/31/2019	Community Nat'l Bank	100	7/31/2019	2.35%	\$250,000	\$100	\$181	\$250,000	\$249,938	\$250,000	\$250,013	\$0	\$5,875
2/14/2019	Pinnacle Bank Nashville	100	8/14/2019	2.35%	\$250,000	\$100	\$195	\$0	\$0	\$250,000	\$250,003	\$225	\$5,875
1/4/2019	Pilot Bank Tampa	100	11/4/2019	2.60%	\$248,000	\$100	\$277	\$248,000	\$248,223	\$248,000	\$248,345	\$424	\$6,448
12/14/2018	Affinity Fed CU	100	12/13/2019	3.00%	\$250,000	\$100	\$316	\$250,000	\$251,025	\$250,000	\$251,098	\$1,562	\$7,500
12/15/2017	First Technology Fed Cr Union	100	12/16/2019	2.00%	\$250,000	\$100	\$319	\$250,000	\$248,883	\$250,000	\$249,158	\$178	\$5,000
1/11/2019	Luana Svgs Bank Iowa	100	1/10/2020	2.55%	\$245,000	\$100	\$344	\$245,000	\$244,875	\$245,000	\$245,042	\$822	\$6,248
3/1/2018	Discover Bank	100	3/2/2020	2.35%	\$245,000	\$100	\$396	\$245,000	\$244,424	\$245,000	\$244,596	\$2,839	\$5,758
3/29/2018	Stifel Bank & Trust	100	3/30/2020	2.55%	\$248,000	\$100	\$424	\$248,000	\$247,898	\$248,000	\$248,050	\$0	\$6,324
5/30/2018	Central State Bank	100	4/30/2020	2.50%	\$248,000	\$100	\$455	\$248,000	\$247,685	\$248,000	\$247,866	\$0	\$6,200
5/9/2018	Garrett State Bank	100	5/11/2020	2.55%	\$248,000	\$100	\$466	\$248,000	\$247,814	\$248,000	\$247,993	\$329	\$6,324
12/28/2018	Firstbank Puerto Rico	100	6/29/2020	2.85%	\$248,000	\$100	\$515	\$248,000	\$248,734	\$248,000	\$248,883	\$0	\$7,068
1/17/2019	Patriot Bank, NA	100	7/17/2020	2.60%	\$245,000	\$100	\$533	\$245,000	\$244,836	\$245,000	\$245,042	\$733	\$6,370
5/11/2018	Mid America Bank	100	8/11/2020	2.55%	\$248,000	\$100	\$558	\$248,000	\$247,588	\$248,000	\$247,829	\$295	\$6,324
5/29/2018	Independent Bank	100	9/29/2020	2.60%	\$248,000	\$100	\$607	\$248,000	\$247,645	\$248,000	\$247,911	\$0	\$6,448
4/11/2018	Jefferson Bank & Trust	100	10/12/2020	2.50%	\$245,000	\$100	\$620	\$245,000	\$244,206	\$245,000	\$244,495	\$2,349	\$6,125
5/16/2018	CommunityBank of Texas	100	11/16/2020	2.70%	\$248,000	\$100	\$655	\$248,000	\$247,940	\$248,000	\$248,211	\$220	\$6,696
12/7/2017	Ally Bk Midvale Utah	100	12/7/2020	2.10%	\$250,000	\$100	\$676	\$250,000	\$247,185	\$250,000	\$247,593	\$1,194	\$5,250
1/8/2019	USNY Bank Geneva NY	100	1/8/2021	2.85%	\$245,000	\$100	\$708	\$245,000	\$245,483	\$245,000	\$245,772	\$976	\$6,983
5/25/2018	1st Source Bank South	100	2/25/2021	2.75%	\$245,000	\$100	\$756	\$245,000	\$244,902	\$245,000	\$245,243	\$1,778	\$6,738
3/1/2018	Morgan Stanley Bank	100	3/2/2021	2.60%	\$245,000	\$100	\$761	\$245,000	\$244,150	\$245,000	\$244,525	\$3,141	\$6,370
3/29/2018	Citibank Nat'l Assn	100	3/29/2021	2.70%	\$245,000	\$100	\$788	\$245,000	\$244,552	\$245,000	\$244,939	\$2,755	\$6,615
4/11/2018	Wells Fargo Bank	100	4/12/2021	2.75%	\$248,000	\$100	\$802	\$248,000	\$247,764	\$248,000	\$248,164	\$318	\$6,820
5/9/2018	ConnectOne Bank	100	5/10/2021	2.85%	\$248,000	\$100	\$830	\$248,000	\$248,223	\$248,000	\$248,637	\$368	\$7,068
5/30/2018	Webbank Salt Lake City	100	5/28/2021	3.00%	\$245,000	\$100	\$848	\$245,000	\$245,480	\$245,000	\$245,399	\$1,812	\$7,350
5/30/2018	UBS Bank Salt Lake	100	6/1/2021	2.85%	\$248,000	\$100	\$852	\$248,000	\$248,164	\$248,000	\$248,605	\$0	\$7,068
12/21/2018	Keesler Federal CU	100	6/21/2021	3.15%	\$248,000	\$100	\$872	\$248,000	\$249,825	\$248,000	\$250,237	\$150	\$7,812
7/10/2018	American Express Natl Bank	100	7/12/2021	3.00%	\$248,000	\$100	\$893	\$248,000	\$248,915	\$248,000	\$249,381	\$999	\$7,440
7/13/2018	BMW Bank North America	100	7/13/2021	3.00%	\$248,000	\$100	\$894	\$248,000	\$248,913	\$248,000	\$249,379	\$938	\$7,440
8/22/2018	US Alliance Federal CU	100	8/20/2021	3.00%	\$248,000	\$100	\$932	\$248,000	\$248,836	\$248,000	\$249,357	\$122	\$7,440
8/31/2018	Peoples Sec Bank & Trust	100	8/31/2021	3.05%	\$245,000	\$100	\$943	\$245,000	\$245,071	\$245,000	\$245,157	\$0	\$7,473
12/14/2018	BMO Harris Bank Natl	100	9/14/2021	3.20%	\$250,000	\$100	\$957	\$250,000	\$250,725	\$250,000	\$250,585	\$1,644	\$8,000
12/21/2018	JP Morgan Chase Bank	100	12/21/2021	3.25%	\$250,000	\$100	\$1,055	\$250,000	\$251,643	\$250,000	\$251,650	\$1,536	\$8,125
12/28/2018	Bar Harbor Bank & Trust	100	12/28/2021	3.00%	\$248,000	\$100	\$1,062	\$248,000	\$248,471	\$248,000	\$249,180	\$0	\$7,440
1/18/2019	Summit Community Bank	100	1/18/2022	2.75%	\$248,000	\$100	\$1,083	\$248,000	\$246,641	\$248,000	\$247,430	\$187	\$6,820
2/1/2019	Main Street Bank Corp	100	2/1/2022	2.95%	\$245,000	\$100	\$1,097	\$0	\$0	\$245,000	\$245,760	\$535	\$7,228
Subtotal CD's								\$8,416,000	\$8,416,567	\$8,661,000	\$8,671,521	\$30,433	\$188,000
	Texpool	100		2.21%	n/a	\$100	\$1	\$112,110	\$112,110	\$112,316	\$112,316	\$206	\$2,000
	Texas Class	100		2.50%	n/a	\$100	\$1	\$12,455,745	\$12,455,745	\$12,480,937	\$12,480,937	\$25,191	\$200,000
Subtotal Pools								\$12,567,855	\$12,567,855	\$12,593,253	\$12,593,253	\$25,398	\$202,000
Totals								\$46,849,975	\$46,850,543	\$52,260,348	\$52,270,869	\$117,596	\$790,000