



RANDALL COUNTY TREASURER REPORT

For November 2017

Currency & Investments

Commissioners' Court
Randall County Treasurer
Glenna Canada
Court date - December 27, 2017

Enclosed are:

Amarillo National Bank Clearing Account – Page 1

Cash Receipts – Page 2

Tex Pool Accounts – Page 3

Investment Accounts – Page 4

Investment Overview – Page 5

ANB Amarillo Economic Analysis – Page 6

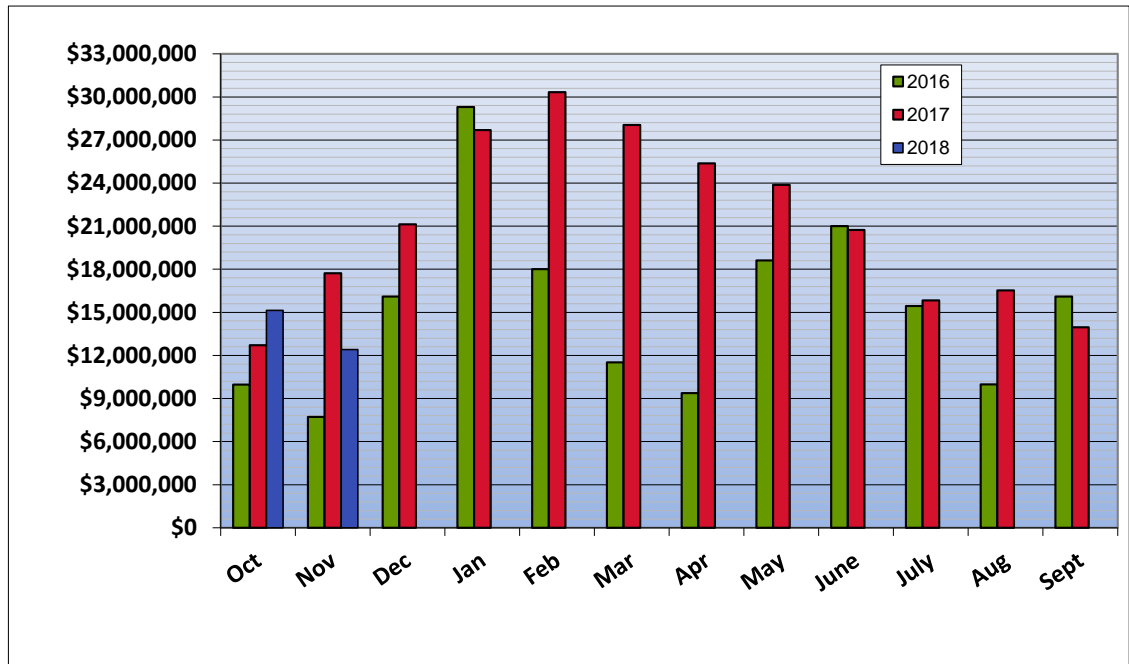
Glenna Canada

Information is operational data as of November 30, 2017



Amarillo National Bank Clearing Account

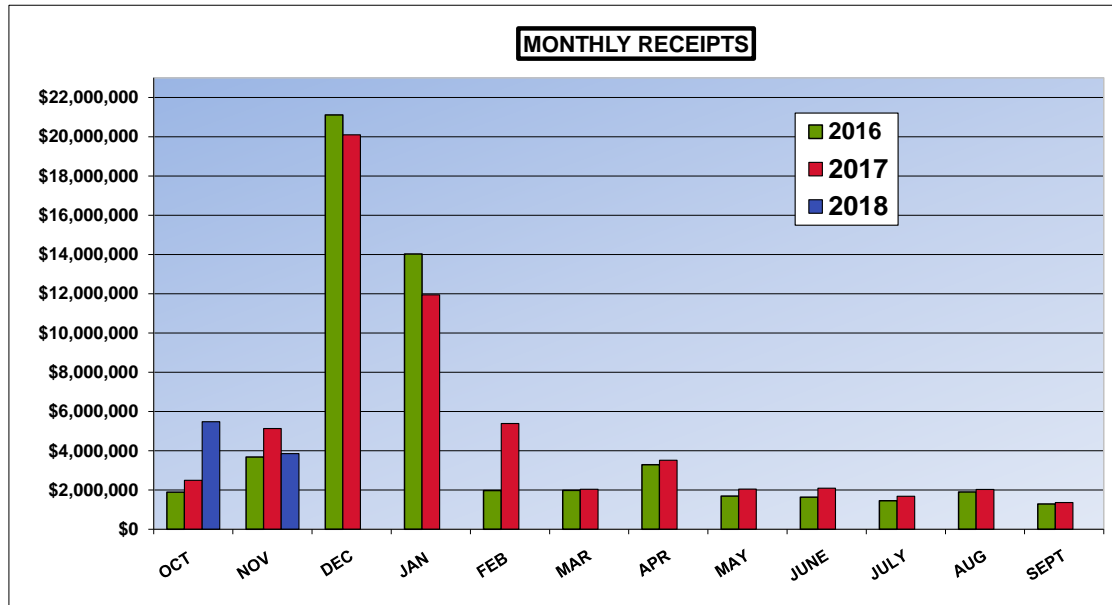
	Opening	Deposits	Withdrawals	Closing	Interest
Oct 2016	\$16,095,381	\$2,106,550	\$5,489,684	\$12,712,247	\$9,383
Nov 2016	\$12,712,247	\$9,801,070	\$4,790,430	\$17,722,887	\$11,247
Dec 2016	\$17,722,887	\$9,107,079	\$5,708,539	\$21,121,427	\$12,595
Jan 2017	\$21,121,427	\$21,447,344	\$14,883,521	\$27,685,249	\$22,489
Feb 2017	\$27,685,249	\$6,823,032	\$4,171,557	\$30,336,725	\$22,726
Mar 2017	\$30,336,725	\$1,967,419	\$4,249,161	\$28,054,982	\$24,680
Apr 2017	\$28,054,982	\$2,059,275	\$4,736,685	\$25,377,571	\$21,585
May 2017	\$25,377,571	\$3,438,972	\$4,934,555	\$23,881,988	\$24,506
June 2017	\$23,881,988	\$2,095,816	\$5,243,147	\$20,734,657	\$20,632
July 2017	\$20,734,657	\$3,611,851	\$8,513,966	\$15,832,542	\$19,699
Aug 2017	\$15,832,542	\$7,078,026	\$6,383,676	\$16,526,891	\$16,566
Sep 2017	\$16,526,891	\$1,341,433	\$3,906,916	\$13,961,408	\$15,092
Oct 2017	\$13,961,408	\$6,989,953	\$5,817,877	\$15,133,484	\$16,372
Nov 2017	\$15,133,484	\$3,996,067	\$6,725,842	\$12,403,708	\$14,319
Dec 2017					
Jan 2018					
Feb 2018					
Mar 2018					
Apr 2018					
May 2018					
June 2018					
July 2018					
Aug 2018					
Sep 2018					





CASH RECEIPTS FOR 2017 - 2018

MONTH	AD VALOREM TAX	TAX OFFICE (OTHER)	ASSISTANCE DISTRICT 1	OTHER STATE REV	COUNTY CLERK	DISTRICT CLERK	JP #1	JP #4	SHERIFF	DISTRICT ATTORNEY	YOUTH CENTER/ NEXT STEP	JUVENILE PROBATION	OTHER RECEIPTS	MONTHLY RECEIPT TOTAL
Oct 2017	\$ 1,692,918	\$ 218,570	\$ 72,766	\$ 149,944	\$ 163,435	\$ 154,273	\$ 63,778	\$ 38,823	\$ 528,406	\$ 22,757	\$ 285,304	\$ 251,370	\$ 1,837,059	\$ 5,479,402
Nov 2017	\$ 1,932,966	\$ 184,982	\$ 71,273	\$ 15,883	\$ 133,431	\$ 131,643	\$ 60,356	\$ 35,542	\$ 638,086	\$ 31,614	\$ 358,915	\$ 88,441	\$ 173,806	\$ 3,856,937
Dec 2017														
Jan 2018														
Feb 2018														
Mar 2018														
Apr 2018														
May 2018														
June 2018														
July 2018														
Aug 2018														
Sep 2018														
TOTAL	\$ 3,625,883	\$ 403,552	\$ 144,040	\$ 165,827	\$ 296,866	\$ 285,916	\$ 124,133	\$ 74,365	\$ 1,166,492	\$ 54,371	\$ 644,218	\$ 339,811	\$ 2,010,865	\$ 9,336,340





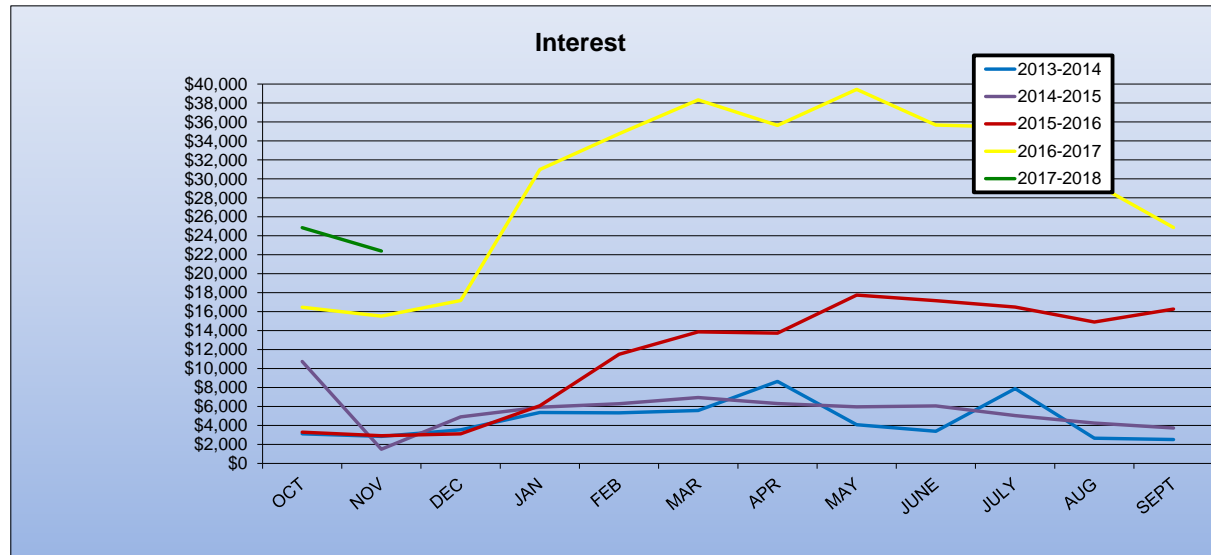
TEX POOL INVESTMENT ACCOUNTS

Month	Clearing Account	Interest	Juvenile Probation Fund	Interest
Oct 2014	\$808,280	\$18	\$100,046	\$2
Nov 2014	\$808,298	\$19	\$100,049	\$2
Dec 2014	\$808,327	\$29	\$100,052	\$4
Jan 2015	\$808,359	\$32	\$100,056	\$4
Feb 2015	\$808,386	\$27	\$100,060	\$3
Mar 2015	\$808,419	\$33	\$100,064	\$4
Apr 2015	\$808,454	\$35	\$100,068	\$4
May 2015	\$108,473	\$19	\$100,073	\$5
June 2015	\$108,478	\$5	\$100,078	\$5
July 2015	\$108,484	\$6	\$100,083	\$5
Aug 2015	\$108,490	\$7	\$100,089	\$6
Sept 2015	\$108,498	\$8	\$100,096	\$7
Oct 2015	\$108,507	\$9	\$100,104	\$8
Nov 2015	\$108,517	\$10	\$100,113	\$9
Dec 2015	\$108,534	\$17	\$100,129	\$16
Jan 2016	\$108,558	\$25	\$100,152	\$23
Feb 2016	\$108,584	\$26	\$100,176	\$24
Mar 2016	\$108,615	\$30	\$100,204	\$28
Apr 2016	\$108,645	\$30	\$100,232	\$28
May 2016	\$108,676	\$31	\$100,261	\$29
June 2016	\$108,709	\$33	\$100,290	\$30
July 2016	\$108,743	\$34	\$100,322	\$31
Aug 2016	\$108,777	\$35	\$100,354	\$32
Sept 2016	\$108,811	\$34	\$100,385	\$31
Oct 2016	\$108,846	\$35	\$100,418	\$33
Nov 2016	\$108,882	\$36	\$100,451	\$33
Dec 2016	\$108,924	\$42	\$100,490	\$39
Jan 2017	\$108,974	\$50	\$100,536	\$46
Feb 2017	\$109,021	\$47	\$100,579	\$43
Mar 2017	\$109,079	\$58	\$100,632	\$53
Apr 2017	\$109,142	\$64	\$100,691	\$59
May 2017	\$109,214	\$71	\$100,757	\$66
June 2017	\$109,293	\$79	\$100,830	\$73
July 2017	\$109,383	\$90	\$100,913	\$83
Aug 2017	\$109,476	\$93	\$100,998	\$86
Sep 2017	\$109,567	\$91	\$101,083	\$84
Oct 2017	\$109,663	\$96	\$101,171	\$89
Nov 2017	\$109,758	\$95	\$101,259	\$87
Dec 2017				
Jan 2018				
Feb 2018				
Mar 2018				
Apr 2018				
May 2018				
June 2018				
July 2018				
Aug 2018				
Sept 2018				



INVESTMENT ACCOUNTS

End Month	Tex Pool Clearing	Interest	Texas Class Clearing	Interest	ANB Clearing	Interest	CD's	Interest	Total Interest	Interest To Date	
Oct 2016	\$108,846	\$35	\$10,062,110	\$7,049	\$12,712,247	\$9,383	-	-	\$16,467	\$16,467	OCT
Nov 2016	\$108,882	\$36	\$6,066,356	\$4,246	\$17,722,887	\$11,247	-	-	\$15,529	\$31,996	NOV
Dec 2016	\$108,924	\$42	\$6,070,906	\$4,551	\$21,121,427	\$12,595	-	-	\$17,188	\$49,184	DEC
Jan 2017	\$108,974	\$50	\$16,079,346	\$8,440	\$27,685,249	\$22,489	-	-	\$30,979	\$80,163	JAN
Feb 2017	\$109,021	\$47	\$16,091,322	\$11,975	\$30,336,725	\$22,726	-	-	\$34,748	\$114,911	FEB
Mar 2017	\$109,079	\$58	\$16,104,912	\$13,591	\$28,054,982	\$24,680	-	-	\$38,328	\$153,238	MAR
Apr 2017	\$109,142	\$64	\$16,118,911	\$13,998	\$25,377,571	\$21,585	-	-	\$35,647	\$188,886	APR
May 2017	\$109,214	\$71	\$16,133,773	\$14,862	\$23,881,988	\$24,506	-	-	\$39,439	\$228,325	MAY
June 2017	\$109,293	\$79	\$16,148,745	\$14,972	\$20,734,657	\$20,632	-	-	\$35,683	\$264,008	JUNE
July 2017	\$109,383	\$90	\$14,164,411	\$15,666	\$15,832,542	\$19,699	-	-	\$35,455	\$299,464	JULY
Aug 2017	\$109,476	\$93	\$9,177,307	\$12,895	\$16,526,891	\$16,566	500,000.00	-	\$29,554	\$329,018	AUG
Sep 2017	\$109,567	\$91	\$9,186,696	\$9,390	\$13,961,408	\$15,092	500,000.00	307.88	\$24,881	\$353,899	SEPT
Oct 2017	\$109,663	\$96	\$7,194,785	\$8,089	\$15,133,484	\$16,372	500,000.00	297.95	\$24,855	\$24,855	OCT
Nov 2017	\$109,758	\$95	\$7,202,459	\$7,674	\$12,403,708	\$14,319	500,000.00	307.88	\$22,395	\$47,251	NOV
Dec 2017											DEC
Jan 2018											JAN
Feb 2018											FEB
Mar 2018											MAR
Apr 2018											APR
May 2018											MAY
June 2018											JUNE
July 2018											JULY
Aug 2018											AUG
Sep 2018											SEPT





Investment Overview Ending November 30, 2017

SUMMARY

Texas Class	\$7,202,459
TexPool Clearing	\$109,758
Multi-Bank Securities	\$500,000
	<hr/>
Total Non Restrictive Investments	\$7,812,217
Amarillo National Bank - Clearing	\$12,403,708
Cash On Hand	\$20,215,925

