

# RANDALL COUNTY TREASURER REPORT

For May 2016

---

## Currency & Investments

Commissioners' Court  
Randall County Treasurer  
Glenna Canada  
Court date - June 28, 2016

## Enclosed are:

Amarillo National Bank Clearing Account – Page 1

Cash Receipts – Page 2

Tex Pool Accounts – Page 3

Investment Accounts – Page 4

Investment Overview – Page 5

ANB Amarillo Economic Analysis – Page 6

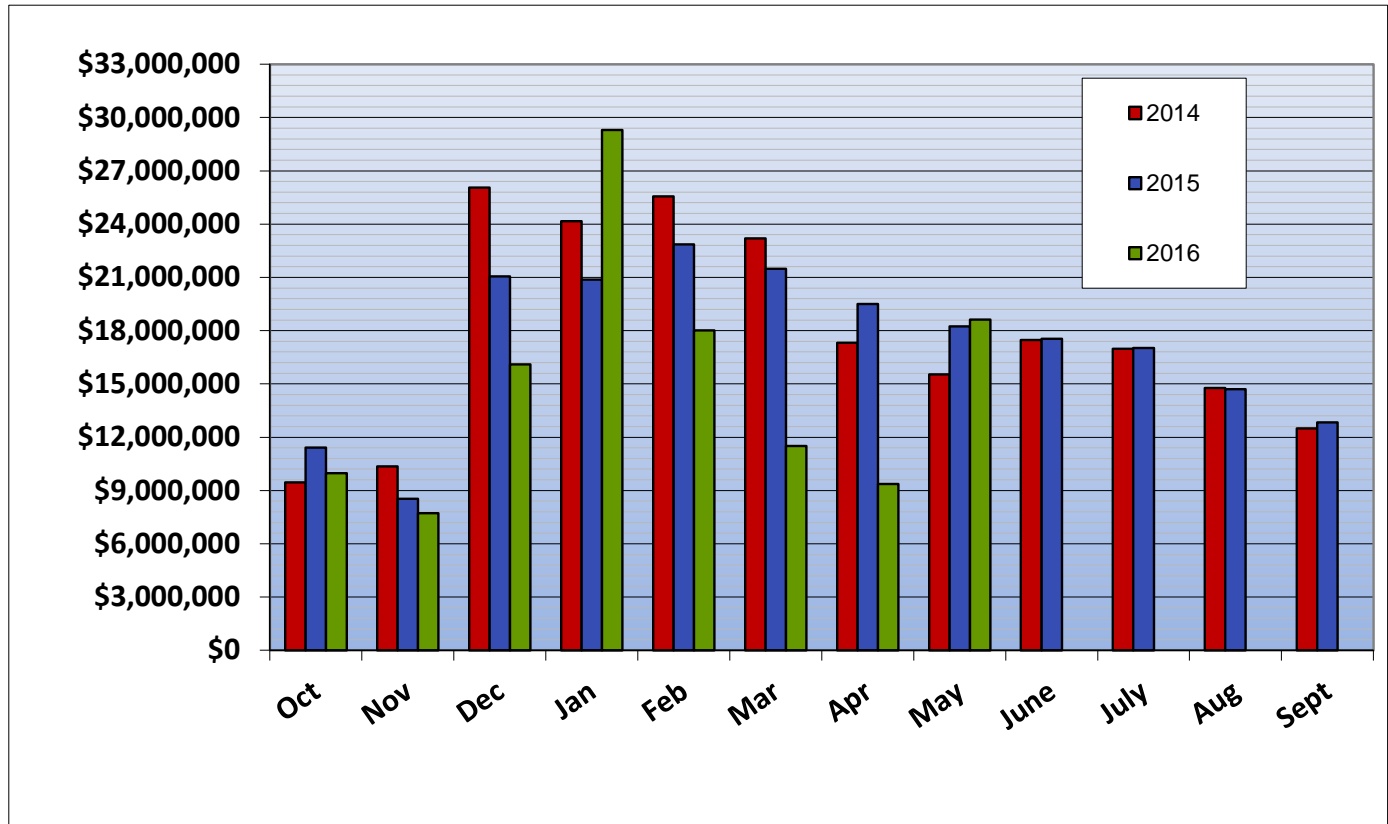
*Glenna Canada*

Information is operational data as of May 31, 2016



# Amarillo National Bank Clearing Account

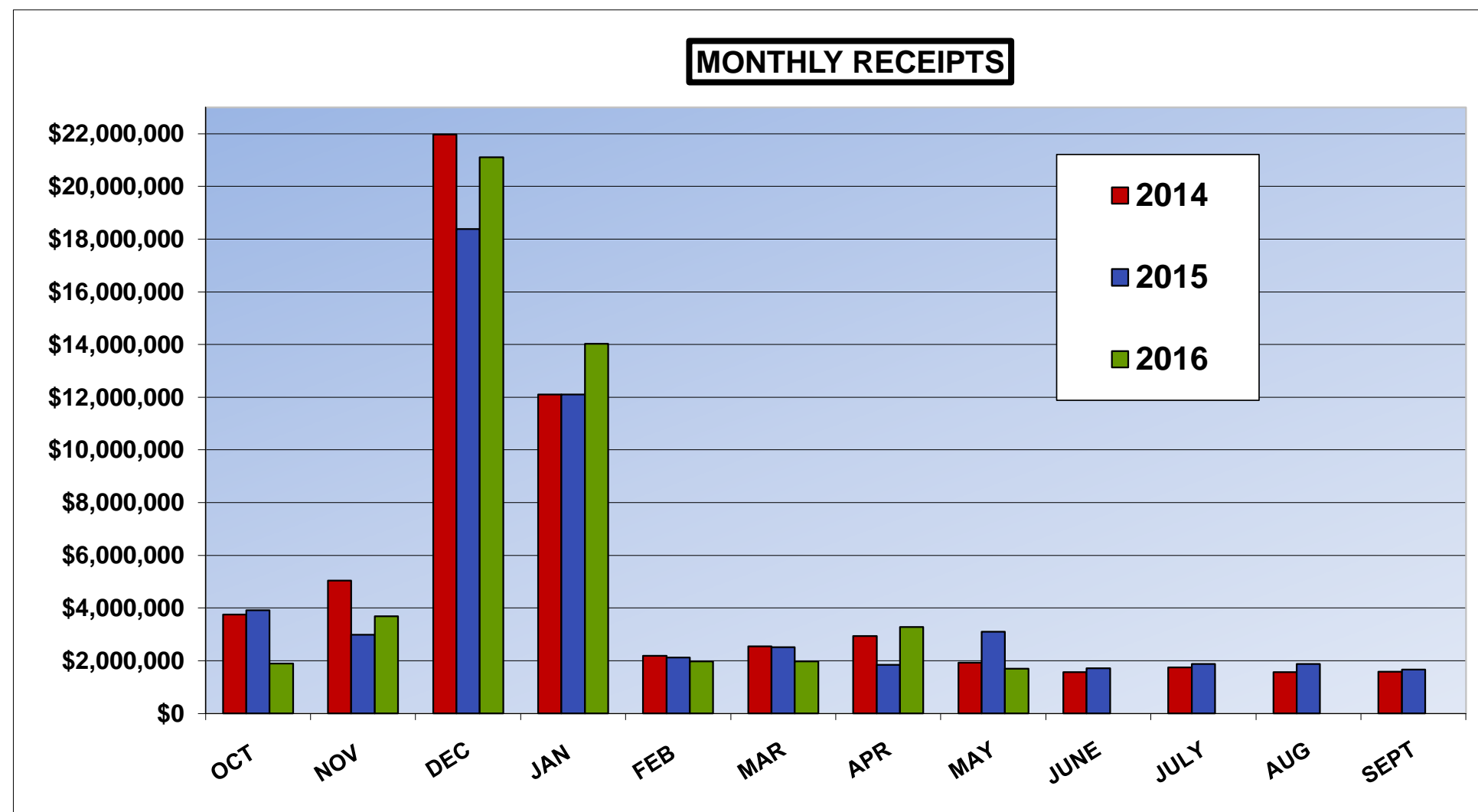
	Opening	Deposits	Withdrawals	Closing	Interest
Oct 2014	\$12,501,723	\$8,241,913	\$9,335,182	\$11,408,454	\$1,997
Nov 2014	\$11,408,454	\$2,617,194	\$5,484,002	\$8,541,646	\$1,478
Dec 2014	\$8,541,646	\$16,636,847	\$4,122,132	\$21,056,361	\$1,953
Jan 2015	\$21,056,361	\$15,731,490	\$15,911,259	\$20,876,591	\$3,017
Feb 2015	\$20,876,591	\$6,181,032	\$4,193,680	\$22,863,943	\$3,575
Mar 2015	\$22,863,943	\$2,685,011	\$4,068,885	\$21,480,070	\$3,944
Apr 2015	\$21,480,070	\$1,885,000	\$3,873,025	\$19,492,045	\$3,397
May 2015	\$19,492,045	\$2,258,876	\$3,501,931	\$18,248,989	\$2,969
June 2015	\$18,248,989	\$3,228,372	\$3,941,583	\$17,535,779	\$3,178
July 2015	\$17,535,779	\$11,885,388	\$12,394,896	\$17,026,272	\$3,509
Aug 2015	\$17,026,272	\$1,784,500	\$4,109,733	\$14,701,039	\$2,767
Sep 2015	\$14,701,039	\$2,043,187	\$3,916,415	\$12,827,810	\$2,286
Oct 2015	\$12,827,810	\$1,679,851	\$4,537,770	\$9,969,892	\$1,791
Nov 2015	\$9,969,892	\$2,445,737	\$4,699,489	\$7,716,140	\$1,472
Dec 2015	\$7,716,140	\$12,947,256	\$4,569,631	\$16,093,765	\$1,604
Jan 2016	\$16,093,765	\$17,789,112	\$4,579,460	\$29,303,417	\$4,014
Feb 2016	\$29,303,417	\$7,500,444	\$18,788,660	\$18,015,200	\$4,301
Mar 2016	\$18,015,200	\$1,988,899	\$8,492,505	\$11,511,594	\$4,158
Apr 2016	\$11,511,594	\$1,797,462	\$3,932,026	\$9,377,029	\$2,407
May 2016	\$9,377,029	\$13,151,719	\$3,913,490	\$18,615,259	\$5,783
June 2016					
July 2016					
Aug 2016					
Sep 2016					





# CASH RECEIPTS FOR 2015 - 2016

MONTH	AD VALOREM TAX	TAX OFFICE (OTHER)	ASSISTANCE DISTRICT 1	OTHER STATE REV	COUNTY CLERK	DISTRICT CLERK	JP #1	JP #4	SHERIFF	DISTRICT ATTORNEY	YOUTH CENTER/ NEXT STEP	JUVENILE PROBATION	OTHER RECEIPTS	MONTHLY RECEIPT TOTAL
Oct 2015	\$25,230	\$247,664	\$53,424	\$160,546	\$134,920	\$131,446	\$70,933	\$59,092	\$317,991	\$44,565	\$336,879	\$157,757	\$154,427	\$1,894,875
Nov 2015	\$1,584,113	\$308,083	\$65,656	\$15,453	\$114,228	\$123,764	\$84,699	\$53,264	\$674,736	\$16,825	\$291,534	\$173,996	\$173,831	\$3,680,182
Dec 2015	\$17,732,671	\$2,231,169	\$55,552	\$48,703	\$122,073	\$104,843	\$70,891	\$44,913	\$107,105	\$24,185	\$359,545	\$96,339	\$114,466	\$21,112,454
Jan 2016	\$10,387,738	\$1,731,554	\$52,240	\$58,655	\$121,496	\$114,914	\$65,411	\$53,880	\$424,008	\$85,944	\$312,317	\$90,081	\$525,565	\$14,023,803
Feb 2016	\$379,379	\$225,512	\$50,568	\$95,660	\$149,165	\$145,883	\$69,990	\$67,736	\$266,283	\$36,961	\$309,333	\$98,533	\$77,254	\$1,972,259
Mar 2016	\$336,637	\$268,878	\$44,720	\$30,111	\$157,674	\$156,441	\$87,450	\$52,731	\$343,066	\$46,822	\$305,028	\$95,622	\$58,082	\$1,983,262
Apr 2016	\$149,333	\$1,685,949	\$50,254	\$136,495	\$147,463	\$123,728	\$71,089	\$54,767	\$291,203	\$30,079	\$304,198	\$105,346	\$134,102	\$3,284,005
May 2016	\$198,529	\$190,913	\$67,561	\$100,524	\$145,923	\$124,580	\$62,929	\$53,993	\$305,978	\$29,442	\$277,153	\$89,576	\$43,175	\$1,690,276
Jun 2016														
July 2016														
Aug 2016														
Sep 2016														
<b>TOTAL</b>	<b>\$30,793,629</b>	<b>\$6,889,723</b>	<b>\$439,975</b>	<b>\$646,147</b>	<b>\$1,092,942</b>	<b>\$1,025,599</b>	<b>\$583,392</b>	<b>\$440,375</b>	<b>\$2,730,370</b>	<b>\$314,822</b>	<b>\$2,495,987</b>	<b>\$907,250</b>	<b>\$1,280,903</b>	<b>\$49,641,114</b>



Source: Receipt Report Net Data



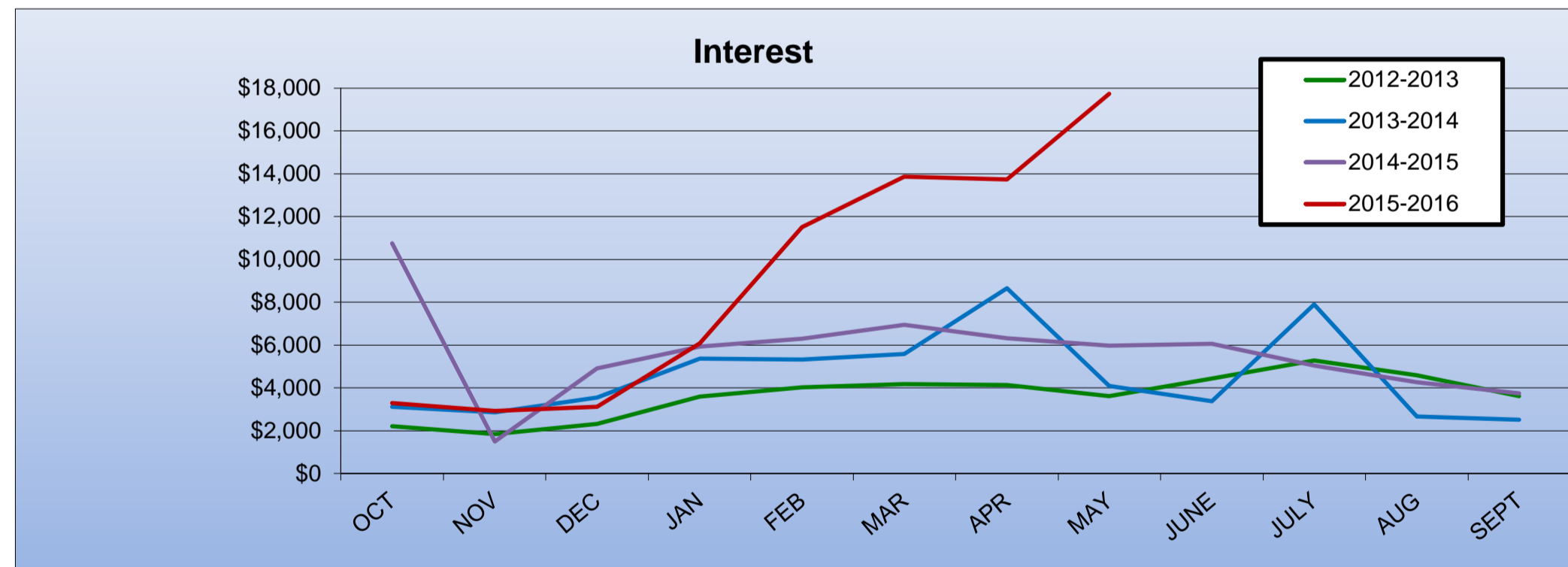
# TEX POOL INVESTMENT ACCOUNTS

Month	Clearing		Juvenile	
	Account	Interest	Probation Fund	Interest
Oct 2012	\$9,801,235	\$1,379	\$1,296,299	\$182
Nov 2012	\$9,802,495	\$1,260	\$1,046,440	\$141
Dec 2012	\$9,803,749	\$1,254	\$1,046,574	\$134
Jan 2013	\$9,804,570	\$821	\$1,046,662	\$88
Feb 2013	\$9,805,273	\$703	\$1,046,737	\$75
Mar 2013	\$9,806,145	\$872	\$1,046,830	\$93
Apr 2013	\$9,806,969	\$824	\$1,046,918	\$88
May 2013	\$9,807,564	\$596	\$1,046,981	\$64
June 2013	\$2,807,815	\$251	\$1,047,031	\$50
July 2013	\$807,933	\$118	\$1,047,078	\$47
Aug 2013	\$807,963	\$30	\$1,047,117	\$39
Sept 2013	\$807,989	\$26	\$1,047,151	\$34
Oct 2013	\$808,023	\$34	\$100,015	\$15
Nov 2013	\$808,054	\$30	\$100,018	\$4
Dec 2013	\$808,079	\$26	\$100,021	\$3
Jan 2014	\$808,097	\$19	\$100,024	\$2
Feb 2014	\$808,115	\$18	\$100,026	\$2
Mar 2014	\$808,135	\$21	\$100,029	\$3
Apr 2014	\$808,158	\$22	\$100,031	\$3
May 2014	\$808,174	\$17	\$100,033	\$2
June 2014	\$808,193	\$19	\$100,036	\$2
July 2014	\$808,215	\$21	\$100,038	\$3
Aug 2014	\$808,239	\$24	\$100,041	\$3
Sept 2014	\$808,261	\$22	\$100,044	\$3
Oct 2014	\$808,280	\$18	\$100,046	\$2
Nov 2014	\$808,298	\$19	\$100,049	\$2
Dec 2014	\$808,327	\$29	\$100,052	\$4
Jan 2015	\$808,359	\$32	\$100,056	\$4
Feb 2015	\$808,386	\$27	\$100,060	\$3
Mar 2015	\$808,419	\$33	\$100,064	\$4
Apr 2015	\$808,454	\$35	\$100,068	\$4
May 2015	\$108,473	\$19	\$100,073	\$5
June 2015	\$108,478	\$5	\$100,078	\$5
July 2015	\$108,484	\$6	\$100,083	\$5
Aug 2015	\$108,490	\$7	\$100,089	\$6
Sept 2015	\$108,498	\$8	\$100,096	\$7
Oct 2015	\$108,507	\$9	\$100,104	\$8
Nov 2015	\$108,517	\$10	\$100,113	\$9
Dec 2015	\$108,534	\$17	\$100,129	\$16
Jan 2016	\$108,558	\$25	\$100,152	\$23
Feb 2016	\$108,584	\$26	\$100,176	\$24
Mar 2016	\$108,615	\$30	\$100,204	\$28
Apr 2016	\$108,645	\$30	\$100,232	\$28
May 2016	\$108,676	\$31	\$100,261	\$29
June 2016				
July 2016				
Aug 2016				
Sept 2016				



# INVESTMENT ACCOUNTS

End Month	Tex Pool Clearing	Interest	Texas Class Clearing	Interest	ANB Clearing	Interest	ANB CD's	Interest	Total Interest	Interest To Date	
Oct 2014	\$808,280	\$18	\$0	-	\$11,408,454	\$1,997	\$5,000,000	\$8,734	\$10,749	\$10,749	OCT
Nov 2014	\$808,298	\$19	\$0	-	\$8,541,646	\$1,478	\$5,000,000	\$0	\$1,497	\$12,245	NOV
Dec 2014	\$808,327	\$29	\$0	-	\$21,056,361	\$1,953	\$5,000,000	\$2,925	\$4,907	\$17,152	DEC
Jan 2015	\$808,359	\$32	\$0	-	\$20,876,591	\$3,017	\$10,000,000	\$2,877	\$5,926	\$23,078	JAN
Feb 2015	\$808,386	\$27	\$0	-	\$22,863,943	\$3,575	\$10,000,000	\$2,685	\$6,288	\$29,366	FEB
Mar 2015	\$808,419	\$33	\$0	-	\$21,480,070	\$3,944	\$10,000,000	\$2,973	\$6,950	\$36,316	MAR
Apr 2015	\$808,454	\$35	\$0	-	\$19,492,045	\$3,397	\$10,000,000	\$2,877	\$6,308	\$42,624	APR
May 2015	\$108,473	\$19	\$0	-	\$18,248,989	\$2,969	\$10,000,000	\$2,973	\$5,960	\$48,585	MAY
June 2015	\$108,478	\$5	\$0	-	\$17,535,779	\$3,178	\$10,000,000	\$2,877	\$6,060	\$54,645	JUNE
July 2015	\$108,484	\$6	\$0	-	\$17,026,272	\$3,509	\$5,000,000	\$1,534	\$5,049	\$59,694	JULY
Aug 2015	\$108,490	\$7	\$0	-	\$14,701,039	\$2,767	\$5,000,000	\$1,487	\$4,260	\$63,954	AUG
Sep 2015	\$108,498	\$8	\$0	-	\$12,827,810	\$2,286	\$5,000,000	\$1,438	\$3,732	\$67,686	SEPT
Oct 2015	\$108,507	\$9	\$0	-	\$9,969,892	\$1,791	\$5,000,000	\$1,487	\$3,286	\$3,286	OCT
Nov 2015	\$108,517	\$10	\$0	-	\$7,716,140	\$1,472	\$5,000,000	\$1,438	\$2,920	\$6,206	NOV
Dec 2015	\$108,534	\$17	\$0	-	\$16,093,765	\$1,604	\$5,000,000	\$1,504	\$3,125	\$9,332	DEC
Jan 2016	\$108,558	\$25	\$0	-	\$29,303,417	\$4,014	\$5,000,000	\$2,039	\$6,077	\$15,409	JAN
Feb 2016	\$108,584	\$26	\$15,005,266	\$5,266	\$18,015,200	\$4,301	\$5,000,000	\$1,907	\$11,500	\$26,908	FEB
Mar 2016	\$108,615	\$30	\$20,012,915	\$7,649	\$11,511,594	\$4,158	\$5,000,000	\$2,039	\$13,876	\$40,785	MAR
Apr 2016	\$108,645	\$30	\$20,022,244	\$9,329	\$9,377,029	\$2,407	\$5,000,000	\$1,973	\$13,739	\$54,524	APR
May 2016	\$108,676	\$31	\$10,032,140	\$9,897	\$18,615,259	\$5,783	\$5,000,000	\$2,039	\$17,750	\$72,274	MAY
June 2016											JUNE
July 2016											JULY
Aug 2016											AUG
Sep 2016											SEPT



Source: Tex Pool, Amarillo National Bank



## Investment Overview Ending May 31, 2016

### SUMMARY

Amarillo National Bank - CD's	\$5,000,000
Texas Class	\$10,032,140
TexPool Clearing	\$108,676
<b>Total Non Restrictive Investments</b>	<b>\$15,140,816</b>
Amarillo National Bank - Clearing	\$18,615,259
Cash On Hand	\$33,756,076

